

Requirements for

Autonomous and Remote Control Functions



October 2024



REQUIREMENTS FOR

...
AUTONOMOUS AND REMOTE CONTROL FUNCTIONS
OCTOBER 2024

American Bureau of Shipping
Incorporated by Act of Legislature of
the State of New York 1862

© 2024 American Bureau of Shipping. All rights reserved.
ABS Plaza
1701 City Plaza Drive
Spring, TX 77389 USA

Foreword (1 October 2024)

The development and implementation of autonomous and remote control functions in the marine and offshore industry has greatly increased in recent years.

Autonomous Functions are those wherein machines perform each of the four steps in the operational decision loop, i.e. Monitoring, Analysis, Decision and Action without the need for human intervention to perform tasks and achieve the system mission. Autonomous functions do not follow predefined routines and operational scenarios, but rather have the ability to execute the most appropriate actions based on their programming, assigned mission and tasks, operational environment, and the system status.

The autonomous functions covered in this document focus on the functional capabilities which enable the operations of marine vessels and offshore units and do not imply unmanned operations. Besides the autonomous functions, unmanned operations consider other activities and factors, such as system maintenance, incidence handling and manning requirements, which are out of the scope of this document. Fully autonomous and unmanned marine vessels and offshore units will be considered on a case-by-case basis. Please contact ABS for further information.

Remote control functions are functions which allow the system and operation being monitored to be controlled remotely by a human operator who is physically located in a location other than on board a marine vessel or offshore unit where the operations take place.

ABS developed this document to provide the industry with technical and survey requirements for marine vessels and offshore units fitted with autonomous or remote control functions. Marine vessels and offshore units installed with autonomous or remote control functions are to comply with the requirements given in this document. They will be eligible for the class notations **AUTONOMOUS** or **REMOTE-CON**.

The July 2022 version changed the document type from “Guide” to “Requirements”. “Requirements” documents contain mandatory criteria for Classification and issuance of Class Certificates, while Guides contain only requirements for optional Notations (see 1-1-4/1.5 of the *ABS Rules for Conditions of Classification (Part 1)*). The title is changed from “*Guide for Autonomous and Remote Control Functions*” to “*Requirements for Autonomous and Remote Control Functions*”. Accordingly, editorial changes are made throughout this document.

The August 2022 edition of this document clarified the requirements for Remote Control Functions and revises the Risk Category to assign risk levels based on operations supervision level and consequences of failure/category.

The October 2024 edition of this document introduces a new function category (Autonomous Platform), incorporated the IACS Unified Requirements E26 and E27 for cyber resilience requirements and E22 for the software and hardware requirements. Also, reference updates are made throughout this document.

This document becomes effective on the first day of the month of publication.

Users are advised to check periodically on the ABS website www.eagle.org to verify that this version is the most current.

We welcome your feedback. Comments or suggestions can be sent electronically to rsd@eagle.org.



REQUIREMENTS FOR

AUTONOMOUS AND REMOTE CONTROL FUNCTIONS

CONTENTS

SECTION	1	General.....	8
	1	Introduction.....	8
	1.1	Purpose.....	8
	1.2	Scope.....	8
	2	Notations.....	8
	2.1	Autonomous Notations.....	9
	2.2	Remote Control Notation.....	9
	2.3	Maintenance of Notations.....	9
	3	Automation vs Autonomous Functions.....	10
	4	Smart-to-Autonomy Levels.....	11
	5	Autonomous Functions.....	12
	6	Remote Control Functions.....	12
	7	Unmanned Vessels.....	12
	8	Function Category.....	12
	8.1	List of Function Categories.....	12
	8.2	Autonomous Platform.....	13
	9	Operations Supervision Levels.....	13
	10	Engagement with Flag State and Port State.....	14
	11	Definitions.....	14
	12	Submittal Requirements.....	17
	12.1	Overall Function.....	17
	12.2	Constituent Systems.....	17
	12.3	Modeling and Computer Simulation Tests.....	18
	13	Abbreviations and Acronyms.....	18
	14	References	19
	14.1	ABS.....	19
	14.2	Other References.....	20
	15	Type Approval Program.....	21
	TABLE 1	Autonomy Levels.....	12
	TABLE 2	Operations Supervision Levels.....	14

FIGURE 1	Operational Decision Loop.....	10
FIGURE 2	Automation vs Autonomous Functions.....	11

SECTION 2 Implementation Process..... 23

1	General.....	23
2	Autonomous Framework.....	23
2.1	General.....	23
2.2	Goals.....	24
2.3	Functional Requirements.....	24
2.4	Verification of Conformity.....	24
2.5	Foundational Requirements.....	25
3	System-of-Systems.....	26
4	Implementation Process.....	27
4.1	General.....	27
4.2	Concept Phase	28
4.3	Requirement and Design Phase.....	28
4.4	Engineering Phase	29
4.5	Verification & Validation Phase	29
4.6	Deployment Phase.....	29
4.7	Operations & Maintenance Phase.....	29
5	Integration of Function with Vessel.....	30
6	Management of Change.....	30
7	Statutory Considerations.....	30
7.1	Involvement of Flag State, coastal State and/or port State Authorities.....	30
7.2	Compliance.....	30
7.3	Interim Guidelines for MASS Trials (IMO MSC.1/Circ.1604).....	31
7.4	Remote Operator and Remote Control.....	31
8	Key Stakeholders.....	31

TABLE 1	Foundational Requirements.....	25
---------	--------------------------------	----

TABLE 2	Typical Stakeholder Roles for Autonomous and Remote Control Function Implementation.....	32
---------	--	----

FIGURE 1	Smart to Autonomous Goal Based Approach.....	24
----------	--	----

FIGURE 2	System-of-Systems.....	27
----------	------------------------	----

FIGURE 3	V Model Implementation Process for Autonomous and Remote Control Functions.....	28
----------	---	----

SECTION 3 Concept of Operations..... 34

1	General.....	34
2	Concept of Operations Document.....	35
2.1	Goal.....	35

	2.2	Content.....	36
	2.3	Concept of Operations Version Maintainability.....	37
	FIGURE 1	Considerations for the Development of a Concept of Operations Document.....	35
SECTION	4	Risk Categorization and Assessment.....	38
	1	General.....	38
	2	Assignment of Risk Category Level	38
	2.1	Operations Supervision Levels.....	38
	2.2	Consequences of Failure and Category.....	38
	2.3	Risk Matrix.....	39
	3	Risk Assessment.....	40
	3.1	General.....	40
	3.2	Risk Assessment Plan	40
	3.3	Risk Assessment Techniques	41
	TABLE 1	Operations Supervision Levels.....	38
	TABLE 2	Consequences of Failure and Category.....	39
	TABLE 3	Risk Category	39
SECTION	5	Autonomous Functions.....	42
	1	General	42
	2	Requirements.....	42
	2.1	Criteria.....	42
	2.2	Concept of Operations Document (CONOPS).....	45
	2.3	Risk Category Level.....	45
	2.4	Risk Assessment.....	46
	2.5	System-of-Systems and Delivery of Function.....	46
	2.6	Constituent Systems.....	47
	2.7	Remote Operator Station.....	47
	2.8	Data Communications	49
	2.9	Cyber Resilience	49
	2.10	Voice Communication	50
	3	Foundational Requirements	50
	3.1	General.....	50
	3.2	Power Supplies.....	50
	3.3	Software and Hardware.....	51
	3.4	Monitoring and Alarm System(s)	52
	3.5	Data Analytics	52
	4	Autonomous Platform.....	54
	4.1	Functional Requirements.....	54
	4.2	Functional Assessment.....	55

	TABLE 1	Autonomy Levels.....	43
	FIGURE 1	Criteria for Autonomous Functions.....	44
SECTION	6	Remote Control Functions.....	56
	1	General.....	56
	2	Requirements.....	56
	2.1	Criteria.....	56
	2.2	Concept of Operations Document (CONOPS).....	57
	2.3	Risk Category Level.....	57
	2.4	Risk Assessment.....	57
	2.5	System-of-Systems Architecture.....	58
	2.6	Constituent Systems.....	58
	2.7	Remote Control Station.....	58
	2.8	Data Communications	60
	2.9	Cyber Resilience	60
	3	Foundational Requirements	60
	3.1	General.....	60
	3.2	Power Supplies.....	60
	3.3	Software and Hardware.....	61
	3.4	Monitoring and Alarm System(s)	61
	3.5	Data Analytics.....	61
SECTION	7	Tests, Installation and Commissioning Surveys.....	62
	1	Goal.....	62
	2	Functional Requirements.....	62
	3	Requirements.....	62
	3.1	Test Program.....	62
	3.2	Constituent Systems' Tests.....	63
	3.3	Integration Tests Before Installation	64
	3.4	Final Integration and Onboard Test.....	64
	3.5	System-of-Systems Test for Function.....	65
	3.6	Remote Operator Station/Remote Control Station.....	65
	4	Modeling and Computer Simulation Tests.....	66
	4.1	General.....	66
	4.2	Modeling and Computer Simulation Test Plan.....	66
	4.3	Computer Based System Testing Approaches.....	66
	4.4	Integration Simulation Testing	67
	FIGURE 1	V Model Implementation Process for Autonomous and Remote Control Functions.....	63
SECTION	8	Surveys After Construction.....	68

1	General.....	68
2	Survey Program	68
2.1	Surveys of the Autonomous and/or Remote Control Functions and System-of-Systems.....	68
2.2	Constituent Systems.....	68
2.3	Remote Operator Station / Remote Control Station.....	69
APPENDIX 1	High Level Goals (Autonomous Vessel).....	70
1	General.....	70
2	Goals.....	70
2.1	Maintain Steering & Propulsion.....	70
2.2	Safety of Vessel and Security.....	70
2.3	Protection Against Flooding/Maintain Stability.....	71
2.4	Safety of Navigation.....	71
2.5	Communicate Distress.....	71
2.6	Mitigate Environmental Impacts.....	72
2.7	Monitoring.....	72
2.8	Maintain Communication with Shore Control Station.....	72
APPENDIX 2	List of Major Hazards.....	73
1	Marine.....	73
1.1	General.....	73
1.2	External Hazards –Transit.....	73
1.3	External Hazards – Port Operations.....	74
1.4	Internal hazards.....	75
2	Offshore.....	76
2.1	General.....	76
2.2	Production Operations – Topside Production Facilities and Pipelines.....	76
2.3	Drilling Operations.....	77
2.4	Construction and Maintenance Operations.....	78
2.5	Air and Marine Transport.....	78
2.6	Ergonomic Hazards.....	79

1 Introduction

1.1 Purpose

The purpose of this document is to

- i)* Establish a goal-based framework for the implementation of autonomous and remote control functions on board marine vessels and offshore units. This framework also considers the interactions between the operations of autonomous and remote control functions with relevant stakeholders such as Port authorities, other vessels, etc.;
- ii)* Establish a risk-based approach coupled with a prescriptive set of requirements for the assessment of autonomous and remote control functions;
- iii)* Provide requirements on the risk-based approval process for the implementation of autonomous and remote control functions.

1.2 Scope

This document is applicable to all marine vessels and offshore units, herein referred to as vessels.

This document is intended for use by marine vessel and offshore unit owners, operators, designers, shipyards, equipment and system manufacturers, integrators and regulators.

The autonomous functions covered in this document focus on the functional capabilities which enable the operations of marine vessels and offshore units and do not imply unmanned operations. Besides the autonomous functions, unmanned operations consider other activities and factors, such as system maintenance, incidence handling and manning requirements, which are out of the scope of this document. Fully autonomous and unmanned marine vessels and offshore units will be considered on a case-by-case basis. Please contact ABS for further information.

To keep this document concise, references in this document are made to requirements in the *ABS Rules for Building and Classing Marine Vessels (Marine Vessel Rules)* and *ABS Rules for Building and Classing Mobile Offshore Units (MOU Rules)*. Where the requirements are not stated for other vessel types, similar requirements will be applied. Contact ABS for clarification on applying these requirements to vessels not covered by the above-mentioned Rules.

This document is not applicable to underwater vehicle systems and hyperbaric facilities.

2 Notations (1 August 2022)

The notations in this document are mandatory for vessels and units with permanently installed autonomous or remote controlled functions.

2.1 Autonomous Notations (1 October 2024)

The class notation **AUTONOMOUS** (*function category, operations supervision level*) is to be assigned to a vessel or unit possessing a permanently installed autonomous function. The implementation is to satisfy the requirements in this document. Function(s) **along with its consequences of failure category is(are) to be indicated as a record comment in the Class Certificate.**

For example, an Autonomous Function related to the vessel's navigation function under periodic supervision with operators located both onboard the vessel and remotely will be notated as:

- Notation: **AUTONOMOUS (NAV, OP2, RO2)**
- **ABS Record Comments: Function (Consequence of Failure Category)**

e.g. Navigation (Category III), Collision Detection & Collision Avoidance (Category III)

The Autonomous Function can be implemented during vessel construction or during modifications to an existing vessel.

Note:

Each function is to be assigned a consequence of failure category. Refer to 4/2.2.

2.2 Remote Control Notation (1 October 2024)

The class notation **REMOTE-CON** (*function category, operations supervision level*) is to be assigned to a vessel possessing a permanently installed remote control function. The implementation is to satisfy the requirements in Section 6. Function(s) **along with its consequences of failure category is(are) to be indicated as a record comment in the Class Certificate.**

The remote control function can be implemented during vessel construction or during modifications to an existing vessel.

An example of the notation for a remote control function related to the vessel's navigation function under periodic supervision from a remote operator (not on board the vessel) will be:

- Notation: **REMOTE-CON (NAV, RO2)**
- **ABS Record Comments: Function (Consequence of Failure Category)**

e.g. Navigation (Category III)

Another example of the Operations Supervision Levels OP1, OP2 and OP3 may be applied to the notation.

In this case, the notation for a remote control function related to the vessel's navigation function under continuous periodic supervision by both onboard and remote operator will be:

- Notation: **REMOTE-CON (NAV, OP2, RO2)**
- **ABS Record Comments: Navigation (Category III)**

Note:

Each function is to be assigned a consequence of failure category. Refer to 4/2.2.

2.3 Maintenance of Notations

To maintain the **AUTONOMOUS** and **REMOTE-CON** notations:

- The systems carrying out the Function are to be kept properly maintained and operational. The survey after construction requirements described in Section 8 are to be met and the survey is to be conducted to the satisfaction of the attending Surveyor.

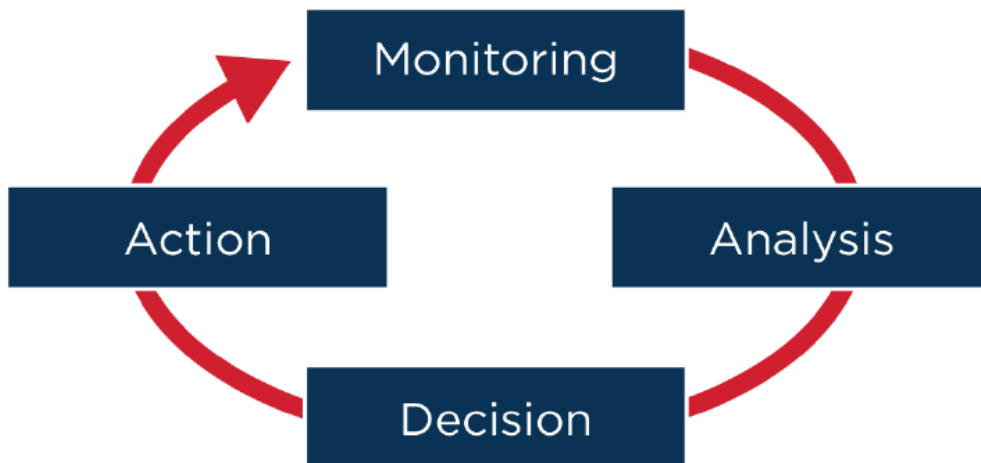
- ii)* The necessary certifications of the Remote Operator Station or Remote Control Station are to be kept up to date.
- iii)* Records of modifications and upgrades to the systems carrying out the Function, including both hardware and software, are to be kept up to date and onboard, and made available to the attending Surveyor. Modifications to approved systems are to be submitted to ABS for review and approval.
- iv)* The Concept of Operations document (CONOPS) is to be properly maintained and updated. Amendments to the Concept of Operations document are to be submitted to ABS for review and approval. The CONOPS is to be kept on board the vessel and in the Remote Operator and / or Remote Control Station and made available to the attending Surveyor.

3 Automation vs Autonomous Functions

Automation is the automatic control and operation of a process, system, or equipment by mechanical or electronic devices that take the place of human labor. These are normally routine or repetitious tasks under predefined scenarios and conditions. It is important to also define “automatic control” as the means to control via predetermined orders without intervention by the operator. These systems are common in the marine and offshore industry. Examples include automatic synchronization functions on electrical switchboards, automatic starting/stopping function of standby pumps, dynamic positioning systems, and autopilot controls.

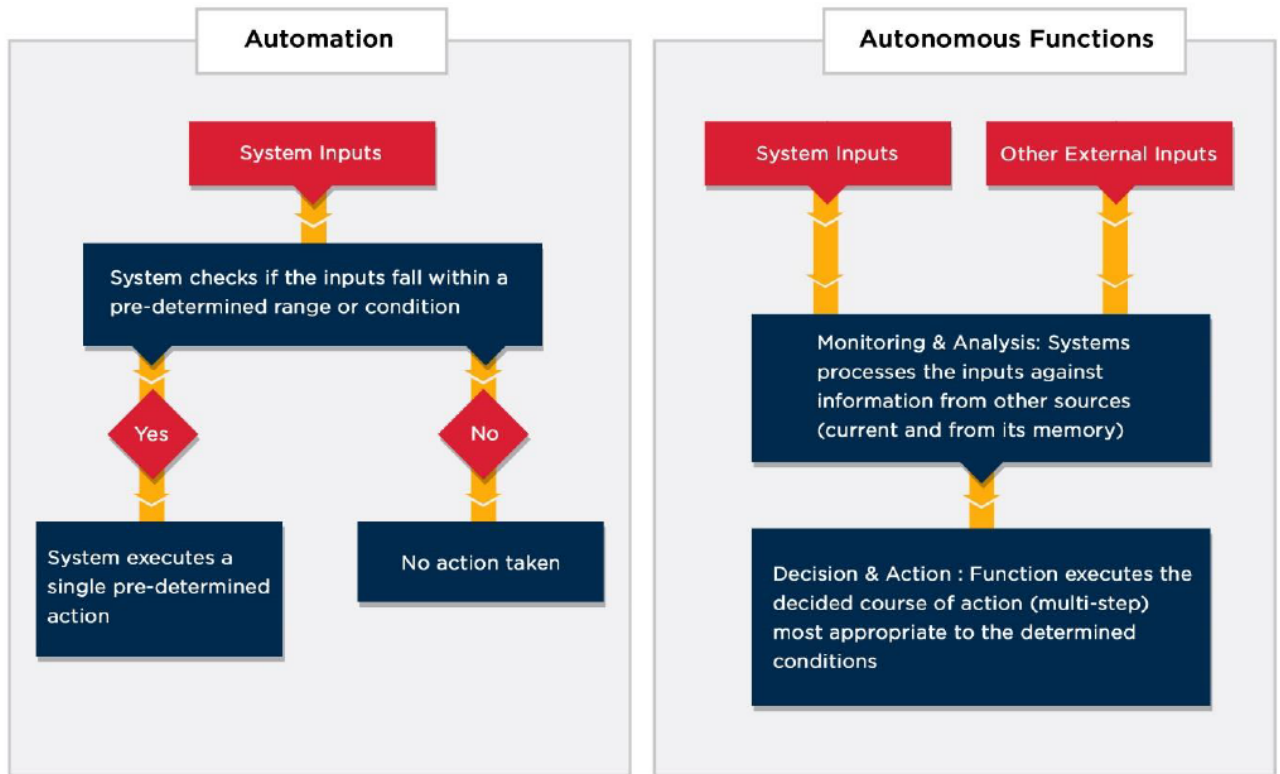
Autonomy differs from automation in that it requires self-governance and freedom from external control or influence. Autonomous Functions are functions where machines perform each of the four steps in the operational decision loop (i.e., Monitoring, Analysis, Decision and Action) without the need for human intervention to achieve the system mission and perform tasks.

FIGURE 1
Operational Decision Loop



Automatic operation and control may be integrated into autonomous functions for routine and predefined tasks. However, autonomous functions have the ability, based on their programming, to execute necessary actions under conditions outside the predefined scenarios based on the mission and tasks, operational environment, and the system status.

FIGURE 2
Automation vs Autonomous Functions



4 Smart-to-Autonomy Levels (1 October 2024)

In this document, “Autonomous” is defined on the scale of Smart-to-Autonomy levels based on the human-system level of interaction in the processes of data handling, decision-making and execution.

The Smart-to-Autonomy levels are defined as

- i) Smart:* System augmentation of human functions. The system provides passive decision support, such as in the form of health or performance anomaly detection, diagnostics, prognostics, decision/action alternatives, and/or recommendations.
- ii) Semi-Autonomy:* Human augmentation of system functions. System operation builds upon a smart foundation and is governed by a combination of system and human decisions and actions.
- iii) Full Autonomy:* No human involvement in system functions. The system makes decisions and takes actions autonomously. Humans perform a supervisory function solely, and have capability to intervene and override actions made by the system.

The role of the human and systems for the levels described above is summarized and detailed in the Section 1/Table 1 below.

For semi-autonomous functions where there is human dependency on either decision or action, there is a fine-line to differentiate between semi-autonomous and autonomous. For the purposes of Classification, we will categorize such functions as autonomous. These functions will be eligible to request for the notation **AUTONOMOUS** with the Operations Supervision Levels OP1, OP2, OP3, RO1 or RO2. See Section 1/ Table 2 for descriptions of each Supervision Level.

TABLE 1
Autonomy Levels (1 October 2024)

Autonomy Levels		Integration and Application to Decision Loop				Typical available notations/Operations Supervision level
		Monitoring	Analysis	Decision	Action	
1	Smart	S	S	H	H	SMART
2	Semi-Autonomous	S	S	S/H	S/H	AUTONOMOUS (function category, OP3/OP2/OP1/RO2/RO1)
3	Autonomous	S	S	S	S	AUTONOMOUS (function category, OP3/RO3)
<i>Note:</i> H – Human, S- System						

5 Autonomous Functions

Function means a group of tasks, duties and responsibilities necessary for vessel operation, safety of life at sea or protection of the marine environment. Autonomous Functions are those in which machines perform each of the four steps in the operational decision loop.

With increasing Autonomy levels, humans are decreasingly involved in the function's control and operation up to the point where humans take a supervisory role only, with the capability to intervene and override actions made by the autonomous function when necessary.

6 Remote Control Functions

Functions are a group of tasks, duties and responsibilities necessary for individual system, vessel operation, safety of life at sea or protection of the marine environment.

Remote control functions are functions which allow the system and operation being monitored to be controlled remotely by a human operator who is physically located in a location other than on board a marine vessel or offshore unit where the system operation takes place.

The remote location is a location other than the marine vessel or offshore unit where the function takes place. This may be at a location on land or on a vessel other than the vessel where the function takes place.

7 Unmanned Vessels

The autonomous and remote control functions described in this document do not imply unmanned vessels. The vessel manning level is determined with consideration of all onboard activities, system maintenance, incidence handling, and regulation requirements, which are outside the scope of this document.

8 Function Category

8.1 List of Function Categories (1 October 2024)

The Function Category to be indicated in the notations are to be selected from the following:

- i) Navigation (NAV)
- ii) Maneuvering (MNV)
- iii) Mooring / Unmooring (MOR)
- iv) Docking / Undocking (DOC)

- v) Propulsion (PRP)
- vi) Auxiliary (AUX)
- vii) Environmental Protection (ENV)
- viii) Cargo Handling (CGH)
- ix) Ballast and Trim (BAL)
- x) Industrial Processes (IND)
- xi) **Autonomous Platform (APF)**

A description of the function is to be provided in the class record comments.

For functions not listed in the above list, they may be considered on a case-by-case basis by ABS.

8.2 Autonomous Platform (1 October 2024)

Throughout a vessel's (ship, barge, unit, etc.) voyage, when there is a need for multiple functions (autonomous or semi-autonomous) to carry out the vessel's operations during different phases of voyage, an over-arching function or software platform may be required to integrate and/or coordinate the proper operation of these functions. Such over-arching function or software platform is to comply with section 5/4 of this document and denoted with the function category Autonomous Platform (APF).

Note: APF is only applicable for the AUTONOMOUS notation. Refer to 5/4.

9 Operations Supervision Levels

The operations supervision level of the function details the supervisory configuration during operations and is dependent on the parameters listed below. The operator is a person who is responsible for the supervision of the function.

- a) Operator location
 - i) Operator located on board vessel
 - ii) Operator located remotely (away from vessel)
- b) Required Attention level
 - i) Continuous supervision – throughout the operation of the function, continuous (uninterrupted) supervision by the operator is required.
 - ii) Periodic supervision – throughout the operation of the function, supervision by the operator is required at set intervals. The length of the interval and means of ensuring supervision by the operator are to be determined by the vessel operator and documented in the Concept of Operations document.
 - iii) As needed basis (per system notification or operational mode) – throughout the operation of the function, supervision by the operator is required on an as needed basis only. This could be dependent on the system notification or required for certain operational modes only. Details are to be determined by the vessel operator and documented in the Concept of Operations document.

The operations supervision levels are as follows:

TABLE 2
Operations Supervision Levels

<i>Operator Location</i>	<i>Required Attention Level</i>	<i>Operations Supervision Level</i>
Onboard vessel	Continuous supervision	OP1
Onboard vessel	Periodic supervision	OP2
Onboard vessel	As needed basis (System notification or operational mode)	OP3
Remote location	Continuous supervision	RO1
Remote location	Periodic supervision	RO2
Remote location	As needed basis (System notification or operational mode)	RO3

For Autonomous Functions with operators located both onboard the vessel and in a remote location, the function may be assigned with both operations supervision levels.

10 Engagement with Flag State and Port State

The United Nations Convention for the Law of the Sea (UNCLOS) assigns to Flag States the obligation for protection of safety at sea with regards to the construction and equipment of ships. Flag States carry out this responsibility by utilizing a certification and inspection regime in accordance with IMO rules and regulations to govern vessels flying its flag.

Port States have broad jurisdiction over vessels in their ports or domestic waters whether they be foreign or domestic vessels. Domestic vessels generally are not required to comply to IMO regulations. However, these vessels are to comply with domestic regulations which are administered by the Coastal States.

Certain aspects of autonomous functions and remote operations may not be in full compliance with existing Regulations of Flag and Port States. Exemptions and acceptance of alternative arrangements may be required to enable the implementation of autonomous functions and remote operations. Such exceptions to compliance must be documented and considered for safety implications. In the absence of IMO instruments and regulations governing autonomous and remote control functions, it is envisaged that Flag Administrations will consider such requests in accordance with IMO MSC.1/Circ.1455 (Guidelines for the Approval of Alternatives and Equivalents as Provided for in Various IMO Instruments).

As such, engagement with the vessel's Flag State, Port State and/or Coastal State(s) together with ABS is necessary and crucial.

11 Definitions (1 October 2024)

Approval. Confirmation that the plans, reports or documents submitted to ABS have been reviewed for compliance with one or more of the required Rules, Guides, standards or other criteria acceptable to ABS.

Approval in Principle (AIP). The process by which ABS issues a statement that a proposed novel concept design complies with the intent of ABS Rules and/or appropriate codes although said design may not yet be fully evolved (i.e., concept appears to have technical feasibility from both safety (personnel and environment) and functional perspectives), subject to a list of conditions that must be addressed in the final design phase. The AIP process is governed by the ABS *Rules for Alternative Arrangements, Novel Concepts and New Technologies (Part 1D)*.

Availability. Ability of an item to be in a state to perform a required function under given conditions at a given instant of time or over a given time interval, assuming that the required external resources are provided.

Boundary. The interface between an item and its surroundings.

Computer Simulation Tests. Control system testing where the equipment under control is partly or fully replaced with simulation tools, or where parts of the communication network and lines are replaced with simulation tools.

Constituent System: An independent task-oriented system integrated into a larger system-of-systems.

Control. The process of conveying a command or order to affect the desired action.

Control System: An assembly of devices interconnected or otherwise coordinated to convey the command or order.

Conventional Technologies. The technologies that are covered within existing Rules and standards.

Event. An occurrence that has an associated outcome. There are typically many potential outcomes from any one initial event that may range in severity from trivial to catastrophic, depending on other conditions and add-on events.

Failure. The loss of the ability to perform the intended function.

Failure causes. Circumstances associated with design, manufacture, installation, use and maintenance that have led to a failure.

Failure mode. The specific manner of failure that the failure mechanism produces.

Function. A group of tasks, duties and responsibilities necessary for vessel operation, safety of life at sea or protection of the marine environment

Functional Description Document (FDD): A description of the functionality of the programmed computer-based system and control actions of connected systems. Contains any modifications requested by the Owner and may describe extra-functional requirements. It is a combination of documents from the Concept and Requirements and Design and Design Phases.

Functional Specification. A document that describes the features, characteristics, process conditions, boundaries and exclusions defining the performance and use requirements of the product, process or service.

Goal Based Standards (GBS). High-level standards and procedures that are to be met through regulations, rules and standards. Goal Based Standards are comprised of at least one goal, functional requirement(s) associated with that goal and verification of conformity that rules/regulations meet the functional requirements including goals.

Hardware. Physical equipment used to process, store, or transmit computer software or data.

Hazards. Conditions that exist which may potentially lead to an undesirable event.

Interoperability. Capability of objects to collaborate, that is, the capability mutually to communicate information in order to exchange events, proposals, requests, results, commitments and flows (ISO/IEC/IEEE 24765).

Maritime Autonomous Surface Ships (MASS). A ship which, to a varying degree, can operate independent of human interaction.

Modeling. The activity of representing some elements of a process, device or concept (ISO/IEC/IEEE 24765).

New Technology. Any design (material, component, equipment or system), process or procedure which does not have prior in-service experience, and/or any Classification Rules, Statutory Regulations or industry standards that are directly applicable. It is possible to categorize the type of “novelty” in one of four categories:

- i)* Existing design/process/procedures challenging the present boundaries/envelope of current offshore or marine applications
- ii)* Existing design/process/procedures in new or novel applications
- iii)* New or novel design/process/procedures in existing applications
- iv)* New or novel design/process/procedures in new or novel applications

Novel Concept. A marine vessel or offshore unit that with the inclusion of new technologies, the service scope, functionality capability, and/or risk profile is appreciably altered.

Operator. The qualified personnel who is responsible for the supervision and potential intervention for autonomous functions or is responsible for the remote control for remote control functions.

Real-time. Problem, system or application that is concurrent and has timing constraints whereby incoming events must be processed within a given timeframe (ISO/IEC/IEEE 24765).

Reliability. Ability of an item to perform a required function under given conditions for a given time interval (ISO 14224).

Remote. A location which is not located within the vessel where the Function takes place. This may be at a location on land or on a vessel other than the vessel where the Function takes place.

Remote Control Functions: Functions which are controlled from a remote location (i.e., a location on land or on a vessel other than the vessel where the Function takes place).

Remote Control Station: The remote location where the designated operator with responsibility over the remote control function is located.

Remote Operator Station: The remote location where the designated operator with responsibility over the Autonomous Function is located.

Redundancy. Existence of more than one means for performing a required function of an item.

Risk. The product of the frequency with which an event is anticipated to occur and the consequence of the event’s outcome.

Robustness. The degree to which a system or component can function correctly in the presence of invalid inputs or stressful environmental conditions (ISO/IEC/IEEE 24765).

Smart Function. Equipment, systems, services, or a combination thereof installed or implemented to continuously collect, transmit, manage, analyze, and report data for enhanced awareness, operational assistance and decision making support.

Software. Computer programs, procedures, test scripts, and associated documentation and data pertaining to the operation of a computer system.

Software Design Document: A document describing the design of a system or component. Typical contents include system or component architecture, control logic, data structures, input/output formats, interface descriptions, and algorithms.

Software Requirements Specification (SRS): Documentation of the essential requirements (functions, performance, design constraints, and attributes) of the software and its external interfaces.

System-of-Systems. The large-scale integration of many independent task-oriented systems to create a larger, more complex system which offers more functionality and performance than simply the sum of the constituent systems.

Technical Specification. Document that defines technical requirements to be fulfilled by the product, process or service in order to comply with the functional specification.

Validation. The process of evaluating a production unit (or full scale prototype) to determine whether it meets the expectations of the customer and other stakeholders as shown through performance of a test, analysis, inspection, or demonstration.

Verification. The process of evaluating a system to determine whether the product of a given development stage satisfies the approved requirements and can be performed at different stages in the product life cycle by test, analysis, demonstration or inspection.

12 Submittal Requirements (1 October 2024)

The following symbols are used in this Section for the type of review of the documents :

- **(R)** – Documents to be reviewed
- **(I)** – To be submitted for information
- **(OB)** – Documentation which needs to be kept onboard

12.1 Overall Function (1 October 2024)

The following documents related to the implementation of the overall Function are to be submitted for review:

- i) Description of the function. See 5/2.1 and 6/2.1. **(R, OB)**
- ii) Concept of Operations document (CONOPS). See Subsection 3/2. **(R, OB)**
- iii) Risk category level assignment. See Subsection 4/2. **(R)**
- iv) Risk assessment plan and associated risk assessment report(s). See Subsection 4/3. **(R)**
- v) Test Program. See 7/3.1. **(R, OB)**
- vi) Survey Program. See Subsection 8/2. **(R, OB)**
- vii) Management of Change program. See Subsection 2/6. **(R, OB)**

12.2 Constituent Systems (1 October 2024)

The following documents related to the constituent systems which enable the implementation of the function are to be submitted for review:

- i) Cyber resilience. See 5/2.9:
 - a) Documents required for compliance with Sections 4-9-13 and 4-9-14 of the *Marine Vessel Rules* as applicable or equivalent are to be submitted for review **(R)**
- ii) Software and hardware. See 5/3.3:
 - a) Software test plan **(R, OB)**

- b) For Functions assigned with low risk **category** level, documents **required for compliance with Computer Based System Category II as applicable in 4-9-3 of the *Marine Vessel Rules* or equivalent are to be submitted for review (R)**
 - c) For Functions assigned with medium or high risk **category** level, documents required for compliance with **Computer Based System Category III in Section 4-9-3 of the *Marine Vessel Rules* or equivalent** are to be submitted for review (R)
- iii) Data analytics. See 5/3.5:
 - a) Brief summary of hybrid or data-driven applications – physical principle, assumption and limitation (R)
 - b) Data sources and data collection steps – sensor configuration and mapping specification (R)
 - c) Data quality assessment and control plan – describe the method/procedure applied for data quality assessment, assurance and control (e.g., data quality validation and correction rules, measurable data quality metrics and dimensions, and data quality acceptance criteria) (R)
 - d) Data modeling development procedures – overview of the analytics approaches (e.g., a flow chart), method for key model parameters selection, method for data partitioning, and assumption/limitation prior to model training (R)
 - e) Model evaluation results – model evaluation methods, processes, model acceptance criteria and results (R)
 - f) Record of the data model version – procedure for model upgrade and deployment (R)
 - g) Data model application performance monitoring plan – model re-training criteria and procedures to better capture equipment maintenance events or change-outs, alarms for model application performance in operation (R)
 - h) Risk assessment of data model application (R)
 - i) Model operation envelope (R)
- iv) Where the function is composed of systems or equipment which utilize conventional technologies, engineering and design document as required by the applicable Rules in the *Marine Vessel Rules* or the *MOU Rules* are to be submitted for review and approval.

Note:

Each function is to be assigned a risk **category** level (low risk **category** level, medium risk **category** level or high risk **category** level). The parameters considered in the assignment of the risk **category** levels are the function's operations supervision level and the consequences of failure. Refer to Subsection 4/2.

12.3 Modeling and Computer Simulation Tests *(1 October 2024)*

Where modeling and computer simulation tests are permitted to be used as an alternative approach in the overall system-of-systems test of the Function or within individual constituent systems, the following are to be submitted. See Subsection 7/4:

- i) Modeling and computer simulation test plan (R, OB)
- ii) Model that has been developed in a computer simulation test space that supports the functional mockup interface (FMI) standard, or equivalent, is to be submitted for review upon request (R)
- iii) Computer simulation test results report (R, OB)

13 Abbreviations and Acronyms *(1 October 2024)*

The following abbreviations and acronyms are applied to the terms used in this document:

<i>ABS:</i>	American Bureau of Shipping
<i>AIAA:</i>	American Institute of Aeronautics and Astronautics
<i>ALARP:</i>	As Low As Reasonably Practicable
<i>COLREG:</i>	Convention on the International Regulations for Preventing Collisions at Sea
<i>CONOPS:</i>	Concept of Operations
<i>FDD:</i>	Functional Description Document
<i>FMEA:</i>	Failure Modes and Effects Analysis
<i>FMI:</i>	Functional Mockup Interface
<i>GBS:</i>	Goal Based Standards
<i>HIL:</i>	Hardware-in-the-loop
<i>HMI:</i>	Human Machine Interface
<i>HVAC:</i>	Heating, Ventilation and Air Conditioning
<i>I/O:</i>	Input / Output
<i>IEC:</i>	International Electrotechnical Commission
<i>IEEE:</i>	Institute of Electrical and Electronics Engineers
<i>IMO:</i>	International Maritime Organization
<i>ISO:</i>	International Organization for Standardization
<i>IT:</i>	Information Technology
<i>LNG:</i>	Liquefied Natural Gas
<i>LPG:</i>	Liquefied Petroleum Gas
<i>MARPOL:</i>	International Convention for the Prevention of Pollution from Ships
<i>MASS:</i>	Maritime Autonomous Surface Ship
<i>MIL:</i>	Model-in-the-loop
<i>MSC:</i>	Maritime Safety Committee
<i>OT:</i>	Operational Technology
<i>SIL:</i>	Software-in-the-loop
<i>SOLAS:</i>	International Convention on the Safety of Life at Sea
<i>SMS:</i>	Safety Management System
<i>UPS:</i>	Uninterruptible Power Systems

14 References

14.1 ABS (1 October 2024)

ABS Rules for Building and Classing Marine Vessels (Marine Vessel Rules)

ABS Rules for Building and Classing Mobile Offshore Units (MOU Rules)

ABS Rules for Alternative Arrangements, Novel Concepts and New Technologies (Part 1D)

ABS Guide for Smart Functions for Marine Vessels and Offshore Units

ABS Guide for *Condition-Based Program for Government Vessels*

ABS Guide for *CyberSafety for Equipment Manufacturers – ABS CyberSafety Volume 7*

ABS Guidance Notes on *Smart Function Implementation*

ABS Guidance Notes on *Risk Assessment Applications for the Marine and Offshore Industries*

ABS Guidance Notes on *Failure Mode and Effects Analysis (FMEA) for Classification*

ABS Guidance Notes on *Management of Change for the Marine and Offshore Industries*

ABS Guide for *Marine Health, Safety, Quality, Environmental and Energy Management*

ABS Advisory on *Autonomous Functionality*

ABS Advisory on *Data Quality for Marine and Offshore Application*

14.2 Other References

SOLAS: *International Convention for the Safety of Life at Sea*

MARPOL: *International Convention for the Prevention of Pollution from Ships*

COLREG: *Convention on the International Regulations for Preventing Collisions at Sea*

ISM Code: *International Management Code for the Safe Operation of Ships and for Pollution Prevention*

STCW Convention and STCW Code: *International Convention on Standards of Training, Certification and Watchkeeping for Seafarers, 1978, as amended; and Seafarer's Training, Certification and Watchkeeping Code, as amended*

ISO/IEC/IEEE 24765: *Systems and software engineering - Vocabulary*

ISO/IEC/IEEE 29148: *Systems and software engineering – Life cycle processes – Requirements engineering.*

ISO/IEC 31010: *Risk management – Risk assessment techniques*

IMO MSC.1/Circ.1394: *Generic Guidelines for Developing IMO Goal-Based Standards*

IMO MSC 98/23: *Report of the Maritime Safety Committee on its Ninety-Eight Session*, International Maritime Organization, 28 June 2017

IMO MSC 100/WP.8: *Regulatory Scoping Exercise for the Use of Maritime Autonomous Surface Ships (MASS) - Report of the Working Group*, International Maritime Organization, 6 December 2018

IMO MSC 101/WP.8: *Regulatory Scoping Exercise for the Use of Maritime Autonomous Surface Ships (MASS) - Report of the Working Group*, International Maritime Organization, 12 June 2019

IMO MSC 101/24: *Report of the Maritime Safety Committee on its 101st Session*, International Maritime Organization, 12 July 2019

IMO MSC.1/Circ.1455: *Guidelines for the Approval of Alternatives and Equivalents as Provided for in Various IMO Instruments*, International Maritime Organization, 24 June 2013

IMO MSC.1/Circ.1604: *Interim Guidelines for MASS Trials*, International Maritime Organization, 14 June 2019

AIAA G-043B-2018: *Guide to the Preparation of Operational Concept Documents*

CVC-WI-004(2): *U.S. Flag Interpretations on the ISM Code, USCG Office of Commercial Vessel Compliance (CG-CVC) Mission Management System (MMS) Work Instruction (WI), United States Coast Guard (USCG).*

MITRE Systems Engineering Guide, MITRE Corporation, 2014

Office of the Deputy Under Secretary of Defense for Acquisition and Technology, Systems and Software Engineering. *Systems Engineering Guide for Systems of Systems, Version 1.0.* Washington, DC: ODUSD(A&T) SSE, 2008.

C.T. Farrelly and L.R. Records, "Remote Operations Centres – Lessons from Other Industries", in *Australian Mining Technology Conference, October 2007*

H. Ringbom, "Legalizing Autonomous Ships", *Ocean Yearbook 34:431-460*

H. Ringbom (2019): *Regulating Autonomous Ships—Concepts, Challenges and Precedents, Ocean Development & International Law, DOI:10.1080/00908320.2019.1582593*

H. Ringbom, E. Rosaeg, T. Solvang: "Autonomous Ships and the Law", *Routledge, 2020.*

J. Dahmann, G. Rebovich, J. Lane, R. Lowry, "Systems of Systems Test and Evaluation Challenges", *July 2010*

M. Stopford, "Coronavirus, Climate Change & Smart Shipping, Three Maritime Scenarios, 2020 – 2050", *Seatrade Maritime, 20 April 2020*

R. Parasuraman, T. B. Sheridan and C. D. Wickens, "A Model for Types and Levels of Human Interaction with Automation," *IEE Transactions on Systems, Man and Cybernetics - Part A: Systems and Humans*, vol. 30, no. 3, May 2000

T. B. Sheridan and L. W. Verplank, "Human and Computer Control of Undersea Teleoperators," 1978

A. Kossiakoff, S. Seymour, D. Flanigan, S. Biemer, "Systems Engineering Principles and Practice", 3rd edition.

15 Type Approval Program (1 October 2024)

Products that can be consistently manufactured to the same design and specification may be Type Approved under the ABS Type Approval Program. When approval of such products and components is requested, applicants should contact ABS for the approval process. For ABS Type Approval Program requirements, refer to 1-1-4/7.7, Appendix 1-1-A3, and Appendix 1-1-A4 of the *ABS Rules for Conditions of Classification (Part 1)*. Alternative certification arrangements are also available in 1-1-A3/5.5 of the *ABS Rules for Conditions of Classification (Part 1)*.

ABS is able to issue a Product Design Assessment (PDA) to components being employed to deliver the autonomous or remote control function(s). These components may reside in a single constituent system or may be distributed amongst multiple constituent systems. The PDA is to cover both functional and applicable system review covering hardware and software utilized to deliver the function.

The PDA is to cover applicable requirements in Sections 5 or 6 for the risk **category** level appropriate to the function and scope. The approved function, scope and risk **category** level are to be recorded in the PDA certificate.

Note:

Each function is to be assigned a risk **category** level (low risk **category** level, medium risk **category** level or high risk **category** level). The parameters considered in the assignment of the risk **category** levels are the function's operations supervision level and the consequences of failure. Refer to Subsection 4/2.

SECTION 2 Implementation Process

1 General

This section describes the implementation process of autonomous or remote control functions. This process can be implemented at the new construction stage or modifications to existing vessels.

2 Autonomous Framework

2.1 General (1 October 2024)

This sub-section describes a goal-based framework to guide the implementation of the functions. This framework is based on the *IMO Generic Guidelines for Developing IMO Goal-Based Standards (MSC.1/Circ. 1394)*.

Goal Based Standards (GBS) as defined by the above -mentioned IMO Circular are:

“High-level standards and procedures that are to be met through regulations, rules and standards for ships. GBS are comprised of at least one goal, functional requirement(s) associated with that goal and verification of conformity that rules/regulations meet the functional requirements including goals.”

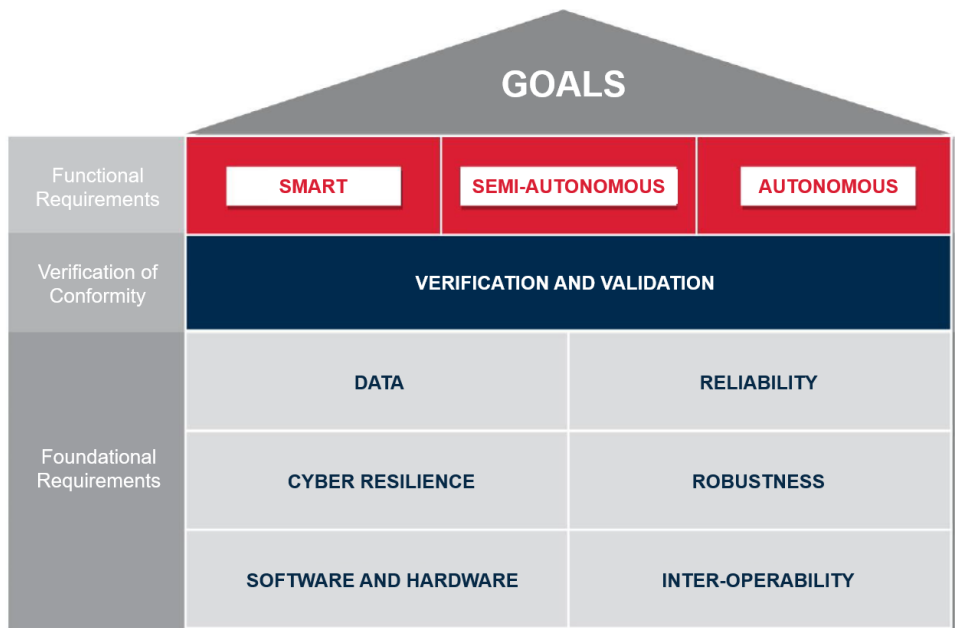
The ABS approach to autonomous development builds upon the key principles established in the following publications:

- *ABS Guidance Notes for Smart Function Implementation*
- *ABS Guide for Smart Functions for Marine Vessels and Offshore Units*
- *ABS Rules for Alternative Arrangements, Novel Concepts and New Technologies (Part 1D)*

The goal-based approach to provide recognition to the implemented autonomous or remote control functions is adopted from the same approach taken in the *ABS Guidance Notes for Smart Function Implementation* and the *ABS Guide for Smart Functions for Marine Vessels and Offshore Units*. Similar to the *ABS Guide for Smart Functions for Marine Vessels and Offshore Units*, the risk category level of the autonomous or remote control functions will be assigned using a few key parameters. The applicable technical requirements will vary depending on the assigned risk category level.

This framework is scalable. It can be applied by itself to a single autonomous or remote control function, a system or a system of systems. For more complex functions or for the development project of a fully autonomous vessel with multiple functions and systems, it can be scaled up with multiple functions / systems forming system goals and subordinate goals which support an over-arching goal.

FIGURE 1
Smart to Autonomous Goal Based Approach (1 October 2024)



2.2 Goals

Goals are high-level objectives to be met. They should address the issues of concern and reflect the required level of safety. In the implementation process during the development of autonomous or remote control functions, a typical over-arching goal would be that the function is to be designed, constructed, operated and maintained for its planned mission safely, reliably and predictably.

2.3 Functional Requirements

Functional requirements provide the criteria to be satisfied in order to meet the goals. Functions being implemented to meet the goals can be categorized into smart, semi-autonomous or autonomous. This categorization is dependent on the functions’ capability and its coverage of the different stages in the operational decision loop.

Functional requirements are to support the stated goals and they are developed based on experience, an assessment of existing regulations, manning requirements and/or systematic analysis of relevant hazards.

For Smart Functions, please refer to the ABS *Guidance Notes on Smart Function Implementation* and the *ABS Guide for Smart Functions for Marine Vessels and Offshore Units*.

2.4 Verification of Conformity (1 October 2024)

Verification of conformity establishes the method and criteria to demonstrate and verify that the function’s specifications and implementation conforms to the goals and functional requirements and addresses the safety of the operation of the vessel.

Recognizing that the functions introduced in this document are new and may not yet be comprehensively covered by conventional prescriptive requirements and regulations, the framework is supported by Verification and Validation principles laid out in the ABS *Rules for Alternative Arrangements, Novel Concepts and New Technologies (Part 1D)*.

2.5 Foundational Requirements (1 October 2024)

The technologies utilized for autonomous and remote control functions will be highly reliant on connectivity, data and software. Underpinning the framework are the foundational requirements established in Sections 4-9-3, 4-9-13 and 4-9-14 of the *ABS Marine Vessel Rules*.

These functions rely heavily on software and digital tools. There is also the potential for minimized or negligible human involvement in the operations. In order to maintain or improve the safety of operations with the use of these functions, it is crucial that the functions and systems be designed with reliability, robustness and interoperability in mind, and with consideration for minimal on-board human observation, supervision and intervention.

See Section 2/Table 1 for a list of important foundational requirements.

TABLE 1
Foundational Requirements (1 October 2024)

DATA	RELIABILITY
CYBER RESILIENCE	ROBUSTNESS
SOFTWARE AND HARDWARE	INTER-OPERABILITY

2.5.1 Data

Data will be a core ingredient powering the marine and offshore industries move to a digital future. When implementing autonomous functions utilizing operational data, the availability and integrity of high quality data is essential. The *ABS Advisory on Data Quality for Marine and Offshore Application* addresses concerns and issues related to data quality. Autonomous functions utilizing data analytics techniques are to comply with 5/3.5.

2.5.2 Cyber Resilience (1 October 2024)

Cyber resilience is a key safety concern in the implementation of autonomous and remote control functions. Cyber resilience requirements can be found in Sections 4-9-13 and 4-9-14 of the *Marine Vessel Rules*. Autonomous and remote control functions are to comply with the cyber resilience requirements in 5/2.9.

2.5.3 Software and Hardware (1 October 2024)

Verification of software and hardware used in the systems, their integration and management throughout the life cycle of the functions is an important element. Autonomous and remote control functions are to comply with the requirements in 5/3.3.

2.5.4 Reliability

Reliability is defined as the “ability of an item to perform a required function under given conditions for a given time interval” (ISO 14224).

Conventional vessel operations require constant human-in-the-loop involvement. This will likely not be the case for vessels equipped with autonomous or remote control functions. Therefore, it is likely that the time for on-site monitoring of equipment may be reduced.

This will require increased levels of reliability of the systems and equipment involved in the delivery of the function. In order to achieve this, greater attention on the following factors will be required during the engineering and design stages: redundancy, software reliability and simplicity and system modularity.

This document takes a holistic approach to reliability:

- The V-Model Implementation Process and Management of Change in Subsection 2/4

- Concept of Operations in Section 3
- Risk Assessment in Section 4
- Software quality and reliability

2.5.5 Robustness

Robustness is defined as the “*the degree to which a system or component can function correctly in the presence of invalid inputs or stressful environmental conditions*” (ISO/IEC/IEEE 24765) It refers to the state or condition where the technology, product or process performance is minimally sensitive to factors that cause variability. As such, the function is to be able to operate in a normal or predictable manner in the event of changes or unforeseen conditions in the operating environment.

Design for robustness is a thread which runs through the approach in this document from the concept phase through the requirements and design phase, engineering phase, verification and validation phase, deployment phase and into the operations and maintenance phase.

2.5.6 Interoperability

Interoperability is defined as the “*capability of objects to collaborate, that is, the capability mutually to communicate information in order to exchange events, proposals, requests, results, commitments and flows*” (ISO/IEC/IEEE 24765). With the increased inter-connectivity and dependency between multiple constituent systems, it is crucial that interoperability between these systems are thoroughly understood and tested. It is also crucial that emergent behavior of these systems working in-concert as a system-of-systems be understood. A key element and focus of the engineering phase and verification and validation phase is to verify the proper integration of the various constituent systems in the function.

3 System-of-Systems

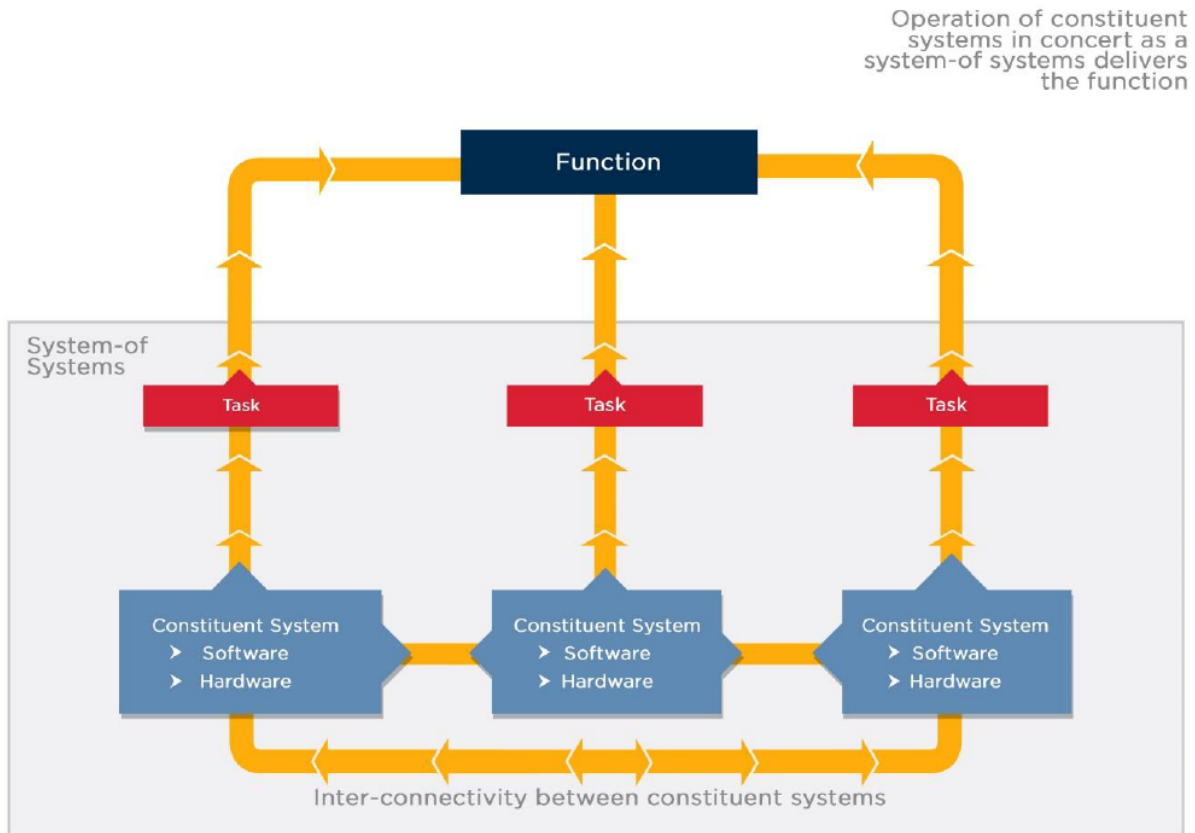
An autonomous and remote control function may be delivered by a single system. However, it is more likely that the function will be delivered by multiple constituent systems working in-concert as a system-of-systems.

While the concept of a system-of-systems is not new, there is no single definition for ‘system-of-systems’ in the industry. For the purpose of this document, the following definition is adopted:

System-of-Systems: The large-scale integration of many independent task-oriented systems to create a larger, more complex system which offers more functionality and performance than simply the sum of the constituent systems.

Section2/Figure 2 shows the example of a system-of-systems delivering a function.

FIGURE 2
System-of-Systems



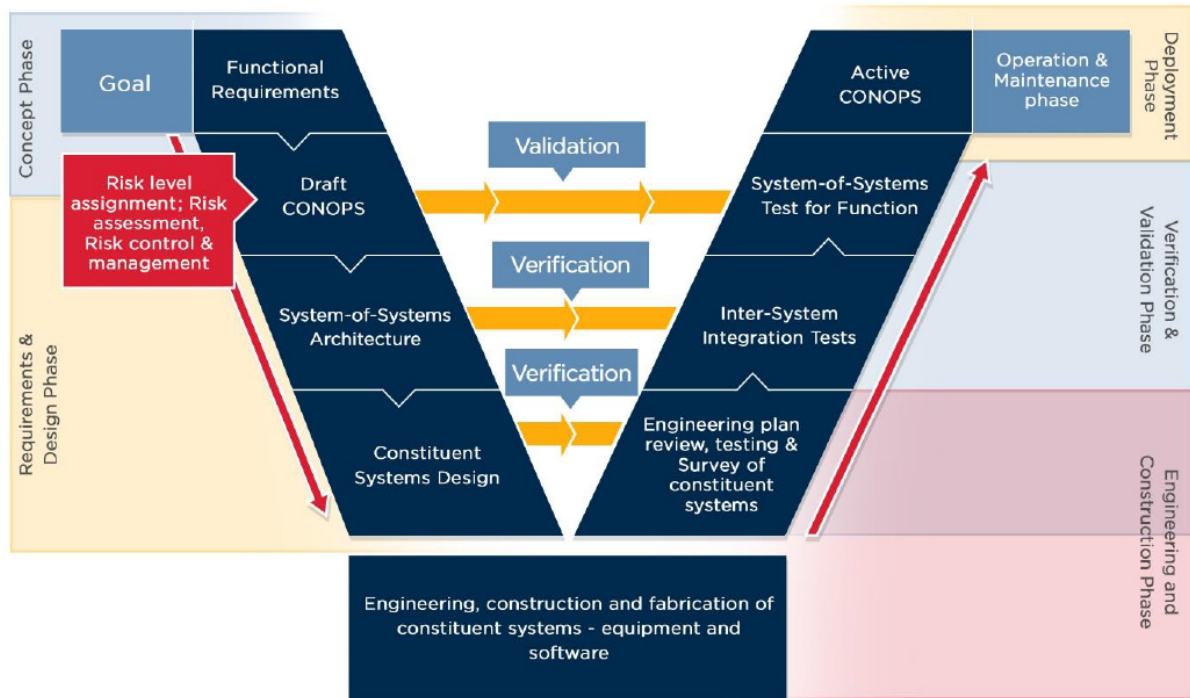
4 Implementation Process

4.1 General

The implementation process for autonomous and remote control functions follows the V-Model Implementation Process seen in Section2/Figure 3, which is an expansion of the standard systems engineering system development model. This model covers the life cycle of the system-of-systems from concept to the operations and maintenance phase. This model can be utilized for the implementation of a new function and also for modification to an existing function.

This V-Model is comprised of a sequence of stages that overlap and are iterative. The V-Model can be divided into two portions i.e. system-of-systems and constituent systems.

FIGURE 3
V Model Implementation Process for Autonomous and Remote Control Functions



4.2 Concept Phase

The concept phase is the first stage which provides the direction, scope and overall picture of the function.

The goals and objectives are to be defined. The function is to be selected and functional requirements providing the criteria to be satisfied are to be drafted.

The main objectives of this phase are to:

- i) Define the Goal(s)
- ii) Define the functional requirements of the function
- iii) Produce a draft Concept of Operations (CONOPS) which will be developed and refined through the course of the implementation process of the function. Please refer to Section 3.

4.3 Requirement and Design Phase (1 October 2024)

In the requirement and design phase, the Draft CONOPS developed in the concept phase is to be translated to detailed requirements and initial design parameters.

The risk **category** level assignment and risk assessment required in accordance with Section 4 is to be carried out in this phase. The requirements and design of the system-of-system and its constituent systems are dependent on the function's assigned risk **category** level and the results of the risk assessment.

The main objective of this phase is to:

- i) Assign risk **category** level to the function
- ii) Perform risk assessment
- iii) Plan procedures for risk control and management

- iv) Define the system-of-systems architecture
- v) Define the requirements for the constituent systems

4.4 Engineering Phase

In the engineering phase, detailed engineering will be carried out for the constituent systems, inter-connectivity between these systems and their integration into a system-of-systems delivering the function. Additionally, test plans are to be prepared and reviewed by ABS in this phase.

The main objective of this phase is to:

- i) Produce detailed engineering documents
- ii) Prepare required test plans

Please refer to Sections 5 and 6.

4.5 Verification & Validation Phase (1 October 2024)

The verification and validation phase in the V-Model Implementation Process takes a bottom-up approach.

It starts with the verification that equipment based on conventional technology used in the constituent systems comply with established Rule requirements. This is carried out via engineering plan review, tests and Surveys as required in the applicable Rules. For novel equipment for which there are no existing applicable Rules, verification is to be carried out in accordance with the ABS *Rules for Alternative Arrangements, Novel Concepts and New Technologies (Part 1D)*.

Software will play an integral part in the implementation of autonomous and remote control functions. Verification is carried out via engineering plan review, tests and Surveys. Please refer to Sections 5 and 6.

Inter-system integration tests between the various constituent systems are to be carried out to demonstrate successful integration.

System-of-Systems Test for Function is to be carried out to validate the performance of the function in its intended operational environment or a simulated environment as close as possible to its intended operational environment.

The Test Program for the Function is to be submitted for approval. Refer to 7/3.1.

The main objectives of this phase are to:

- i) Complete plan review, tests and Surveys of constituent systems
- ii) Complete inter-system integration and System-of-Systems Test for Function

4.6 Deployment Phase

At the completion of the verification and validation, a final and comprehensive Concept of Operations (CONOPS) document is to be submitted for approval. Please see Section 3.

4.7 Operations & Maintenance Phase

Satisfactory operation and maintenance of autonomous or remote control functions installed on board the vessel will be confirmed by the Surveyor during annual and special surveys in accordance with a Survey Program. See Section 8 for Survey After Construction requirements.

Changes are to be managed in accordance with the approved Management of Change procedures.

5 Integration of Function with Vessel

The implementation process is to consider not only the verification of the autonomous or remote control functions themselves, but also verify the potential impact of the implementation of these functions on the conventional aspects of the vessel and operations.

This verification is critical to confirm:

- There will be no adverse impact on other functions on the vessel and its operations, and
- The application of existing Rules, regulations and standards to conventional equipment and systems will still be valid.

6 Management of Change (1 October 2024)

An effective Management of Change program is required and is to be reviewed by ABS as part of cyber **resilience** and overall system reliability reviews.

The program is to include the policies and procedures used to evaluate the potential impacts of a proposed change (temporary or permanent) so that they do not result in unacceptable risks to system or vessel operational characteristics, performance or safety.

Change includes the hardware modification and replacement, software patching and version upgrading, data analytics model revision, data source or data structure change, change to the Concept of Operations, changes to staffing levels or operator qualification requirements, etc.

Upon completion of risk assessments and as the proposed function system design proceeds into the construction phase, the knowledge gained by the risk assessments is to be fed into the quality control process during construction and in-service stage once the function system is commissioned.

Whenever a change is made, the potential consequences of that change are to be assessed before implementation. Risk Assessments are to be re-executed if the change may alter the scope and objectives of the original risk assessment. Related documents such as the Concept of Operations, System-of-Systems Test plan, and Operational Procedures are to be reevaluated and where necessary are to be submitted to ABS for review.

The ABS *Guidance Notes on Management of Change for the Marine and Offshore Industries* provides detailed information on the development of a Management of Change program.

7 Statutory Considerations

7.1 Involvement of Flag State, coastal State and/or port State Authorities

Implementation of autonomous and remote control functions which have an impact on satisfying regulatory requirements will require prior authorization of the vessel's flag State Administration. Necessary authorization may also be required from the coastal State and/or port State Authority where the vessel will operate.

Involvement of flag State, coastal State and/or port State Authorities will be critical and consultations with these parties should be carried out early in the project.

Implementation of autonomous and remote control functions is to comply with requirements and regulations imposed by flag State, coastal State or port State, as applicable.

7.2 Compliance

As far as practicable, implementation of the function is to comply with the intent of mandatory IMO instruments.

To determine compliance with the intent of applicable statutory requirements, the following are to be identified:

- i)* Applicable statutory requirement(s)
- ii)* Intent of the said requirement(s)
- iii)* Mitigating measures or alternative methods to enable the intent of the said regulations and requirements to be met

The scope of application of mandatory instruments, including provisions for exemptions and equivalencies should be determined by the flag State Administration in accordance with those instruments.

7.3 Interim Guidelines for MASS Trials (IMO MSC.1/Circ.1604)

The Guidelines in IMO MSC.1/Circ.1604 have been developed to assist relevant authorities and relevant stakeholders with ensuring that the trials of Maritime Autonomous Surface Ships (MASS) related systems and infrastructure are conducted safely, securely and with due regard to the protection of the environment.

These Guidelines provide guidance to:

- i)* relevant authorities:
 - a)* coastal State;
 - b)* flag State; and
 - c)* port State; and
- ii)* relevant stakeholders such as shipowners/authorized representatives, operators and other involved parties in the conduct of MASS trials.

All stakeholders should be cognizant of the principles and guidance in this Guidelines. Compliance with the principles in this IMO Guideline is recommended.

7.4 Remote Operator and Remote Control (1 October 2024)

Existing Rules and Regulations are created based on the premise that the vessel will always be manned by responsible persons or operators located on board the vessel. The remote operator and remote control conditions in which certain functions or certain parts of a function are being supervised or controlled from a remote location away from the vessel is a new concept in marine and offshore operations.

The flag State, coastal States and/or port State authorities are to be approached for discussions and where necessary, to obtain required approvals and exemptions. There may also be local requirements governing the operation of remote operator, **remote operator stations** and remote control stations such as shore based work, health and safety regulations. The stakeholders of the project are to be aware of these requirements and address them.

The context of current regulatory guidance differs from the highly automated environment, but the remote operator must meet communications, timeliness of response, safety, and General Prudential Rule and Rule of Good Seamanship requirements at all times.

8 Key Stakeholders

Cooperation among all stakeholders and clearly defined roles for each implementation stage are a crucial factor for successful implementation. The following summarizes a suggested approach for various stakeholders. The descriptions in the Section 2/Table 2 may not apply to all business scenarios.

The key stakeholders include but are not limited to the following:

- i)* Vessel operator

- ii) Vessel builder
- iii) Function integrator
- iv) Constituent system providers / vendors
- v) Crew
- vi) Flag Administration
- vii) Port Authorities
- viii) ABS

TABLE 2
Typical Stakeholder Roles for Autonomous and Remote Control Function Implementation (1 October 2024)

<i>Stage</i>	<i>Main Purpose</i>	<i>Vessel Operator</i>	<i>System Providers / Vendors</i>	<i>Function Integrator</i>	<i>ABS</i>
Goal Setting	Identify the overall goal for the implementation	Lead	Support	Support	Support
Function Identification	Identify the autonomous and / or remote control functions and their objective to fulfill the goals	Lead	Support	Support	Support
Description of the Function	Describe the function	Lead	Support	Support	Verify
Concept of Operations	Develop a Concept of Operations document intended to give an overall picture of the operations of the autonomous and / or remote control function and its operational environment	Lead	Support	Support	Verify
Risk Category Level Assignment	Assign Risk Category Level to autonomous and / or remote control function	Lead	Support	Support	Verify
Risk Assessment	Carry out Risk Assessment	Lead	Support	Support	Verify
System-of-Systems Architecture	Design system-of-systems architecture. Identify constituent systems necessary to perform the Function.	Support	Support	Lead	Verify
Design and Engineering of Constituent Systems	Carry out design and engineering activities in cognizant of technical requirements due to risk category level	Lead	Support	Support	Verify
Installation and Commissioning	Install and commission constituent systems carrying out the function	Support	Support	Lead	Verify
Inter-system Integration	Integration of constituent systems	Support	Support	Lead	Verify
Trials / System-of-Systems Test for Function	The installed system-of-systems and function implemented are to undergo trials.	Support	Support	Lead	Verify

<i>Stage</i>	<i>Main Purpose</i>	<i>Vessel Operator</i>	<i>System Providers / Vendors</i>	<i>Function Integrator</i>	<i>ABS</i>
Deployment	Deploy the function in its intended operational environment	Lead	Support	Support	Validate
Operations and Maintenance	Affirm the function's operability and reliability. Affirm the achievement of the identified implementation goals. Prepare Management of Change plan. Manage changes in accordance with Management of Change plan.	Lead	Support	Support	Verify

SECTION 3 Concept of Operations

1 General

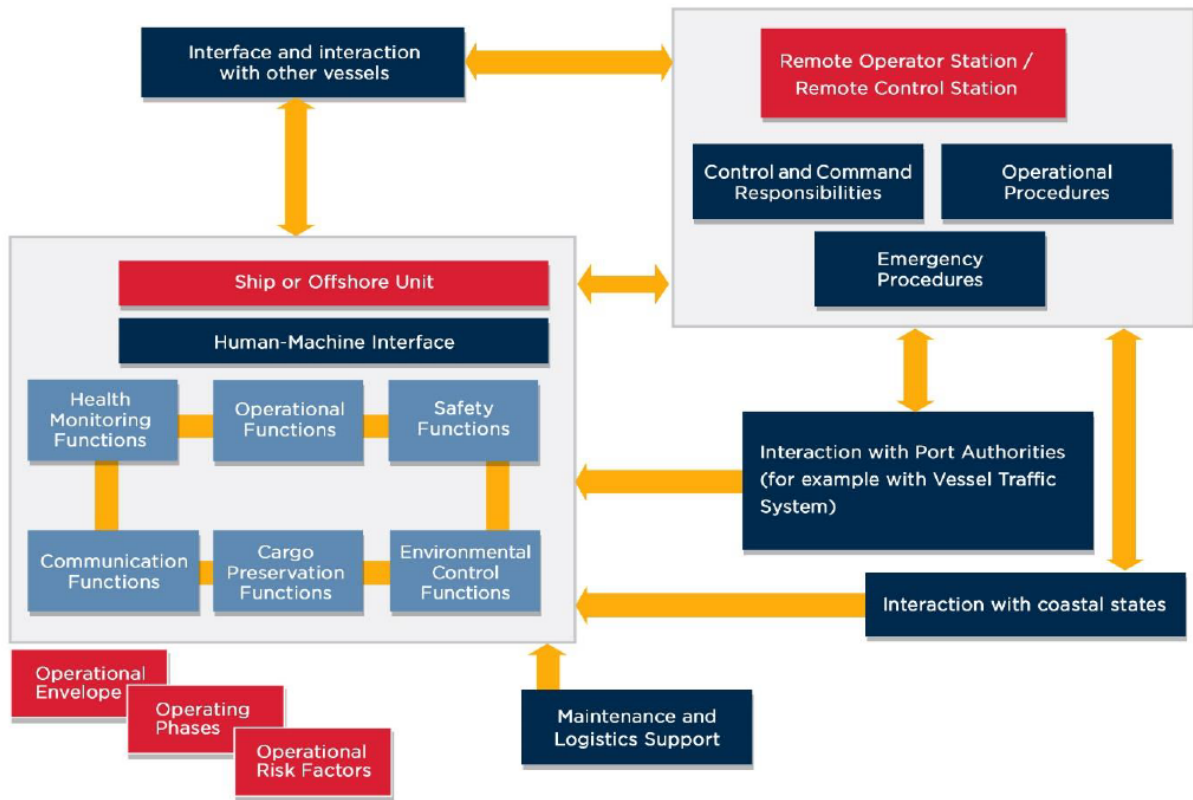
The implementation of autonomous and remote control functions will see greater cross-systems integration, human-system integration and closer interfacing and integration with external systems, for example with the Vessel Traffic Service (marine traffic management system). A system-of-systems approach is necessary for the safe implementation of autonomous and remote control functions.

The Concept of Operations principle used in systems and software engineering can be adapted for use in the implementation of autonomous and remote control functions. It is prepared initially to support the concept and development stages and then maintained throughout the program to support the production, utilization, support and retirement stages of the system life cycle.

The Concept of Operations is intended to give an overall picture of the operations of the autonomous and/or remote control function using one or more specific constituent systems, or set of related constituent systems in the operational environment in which the function operates. The systems mentioned are not limited to the systems on board the asset but may also include systems outside of the asset with which the function relies on or interacts with.

The Section 3/Figure 1 below provides an example of the holistic considerations which will be necessary in the development of a Concept of Operations Document (CONOPS).

FIGURE 1
Considerations for the Development of a Concept of Operations Document



2 Concept of Operations Document

2.1 Goal

The goals of the Concept of Operations Document (CONOPS) are to:

- i) provide a clear vision of the intended use and the resulting benefits of the function
- ii) facilitate a clear understanding of the system context and the stakeholders' view of the function
- iii) present information related to the background, operational concepts, assumptions and requirements of the autonomous and remote control function(s) in a format that can be understood and utilized by all stakeholders
- iv) highlight differences between current/conventional operations and desired future operations
- v) provide the basis for system validation

To meet these goals, a Concept of Operations Document should:

- i) describe the desired function features and characteristics from an operational perspective
- ii) provide a description of the operational environment and operational envelope
- iii) describe how the function will be used
- iv) facilitate understanding of the overall function goals among stakeholders
- v) form an overall basis for long-range operations planning and provide guidance for development of subsequent system definition documents such as the function and interface specification

- vi) describe system response to conditions outside the normal operating conditions (ie a component failure, extreme environmental conditions, etc.)

2.2 Content (1 October 2024)

The list below provides a guidance on the list of content required for the CONOPS.

i) General	<ul style="list-style-type: none"> a) Objectives of the proposed function b) Scope of the proposed function c) Description and overview of the proposed function d) Expected reliability requirements of the proposed function e) Applicable Cyber Resilience requirements for the proposed function (See 5/2.7.7, 5/2.9 and 6/2.7.7)
ii) Functional integration for vessel and remote control/operator station (if applicable)	<ul style="list-style-type: none"> a) Operational policies and constraint b) Performance and reliability characteristics c) Capabilities, functions/services and features d) Limitations and boundaries of function e) Integration with related onboard functions f) Major system elements and the interconnection among those elements
iii) Operational environment & scenarios	<ul style="list-style-type: none"> a) Operational Envelope - Intended Area of Operations and Details/ Limitations/Restrictions b) Defined Planned Voyage and Operation Phases with supportive Methods of Control c) Characteristics of operational environment d) Modes of operation e) Major elements and the interconnection among those elements f) Interfaces to external systems or procedures g) Interface with other stakeholders in the environment for example other vessels/units, port State and coastal State. h) Operational risk factors i) Provisions for safety, security, integrity and continuity of operations in emergencies j) Logistics requirements

iv) Human- systems integration	<p><i>a)</i> Human-in-the-loop involvement</p> <p><i>b)</i> Operator characteristics and required qualifications</p> <p><i>c)</i> Organizational structure – onboard asset and in remote control/operator station (where applicable)</p> <p><i>d)</i> Interactions among users</p> <p><i>e)</i> Human-machine interface</p> <p><i>f)</i> Alarms</p> <p><i>g)</i> Conditions for manual intervention and retaking of control by operator</p> <p><i>h)</i> Operational Procedures</p> <p><i>i)</i> Communication equipment</p>
v) Summary of impacts	<p><i>a)</i> Operational impacts</p> <p><i>b)</i> Organizational impacts</p> <p><i>c)</i> Impacts on operational environment</p> <p><i>d)</i> Overall impact on the design and engineering of the asset</p> <p><i>e)</i> Regulatory compliance impact</p> <p><i>f)</i> Impact on maintenance</p>

2.3 Concept of Operations Version Maintainability

The Concept of Operations Document is to be a version-controlled living document and is to be kept constantly updated. Modifications to the Concept of Operations Document which are material to the conduct and operations of the autonomous or remote control function are to be submitted to ABS for review. This is to include but is not limited to the following changes:

- Changes that impact the overall goal of the function or the vessel
- Performance characteristics
- Limitations and boundaries of the function
- Changes to operational envelope
- Technical/system modifications
- Changes in human-in-the-loop involvement

Risk Categorization and Assessment

1 General

This document uses a risk-informed approach to set the prescriptive requirements for ABS verification and validation activities. The risk category levels consider the safety related risk factors, potential consequences of autonomous or remote control function failure or under-performance on the vessel’s safety and operations, potential impact of failure of associated vessel systems on the autonomous or remote control function and the ability of the Operator to regain control of the Function and vessel in the event of failure of the autonomous or remote control function.

2 Assignment of Risk Category Level

Each function is to be assigned a risk category level based on the approach described below. The risk category level is to be identified in accordance with this Subsection. This is to be documented and submitted to ABS for review.

2.1 Operations Supervision Levels

4/2.1 TABLE 1 below shows the Operations Supervision Levels. See Subsection 1/9 for details.

**TABLE 1
Operations Supervision Levels**

<i>Operator Location</i>	<i>Required Attention Level</i>	<i>Operations Supervision Level</i>
Onboard vessel	Continuous supervision	OP1
Onboard vessel	Periodic supervision	OP2
Onboard vessel	As needed basis (System notification or operational mode)	OP3
Remote location	Continuous supervision	RO1
Remote location	Periodic supervision	RO2
Remote location	As needed basis (System notification or operational mode)	RO3

2.2 Consequences of Failure and Category (1 October 2024)

Consequences of Failure is defined according to the potential of risk to human safety, damage to the vessel and impact on environment that may be caused by a failure of the Autonomous or Remote Control Function. See 4/2.2 Table 2 below:

TABLE 2
Consequences of Failure and Category (1 August 2022)

<i>Consequence Category</i>	<i>Consequences of Failure</i>	<i>Typical Functions</i>
Category I	Failure will not lead to dangerous situations for human safety, safety of the vessel and/or threat to the environment	Functions related to non-essential services.
Category II	Failure could eventually lead to dangerous situations for human safety, safety of the vessel and/or threat to the environment.	Functions which are necessary to maintain the ship in its normal operational and habitable conditions
Category III	Failure could immediately lead to dangerous situations for human safety, safety of the vessel and/or threat to the environment.	Functions for maintaining the vessel's propulsion and steering Vessel safety functions

2.3 Risk Matrix (1 August 2022)

Risk levels are to be assigned based on the Operations Supervision Level and Consequences of Failure/Category.

4/2.3 TABLE 3 below is to be utilized to assign a risk category level (L: Low, M: Medium, H: High) to each of the Functions implemented on each vessel.

TABLE 3
Risk Category (1 August 2022)

<i>Operations Supervision Levels and Consequence Category</i>		<i>RO1</i>	<i>RO2</i>	<i>RO3</i>	<i>Without Remote Operator</i>
<i>Autonomous Functions</i>					
<i>OP1</i>	Category I	Low	Low	Low	Low
	Category II	Low	Low	Low	Low
	Category III	Low	Low	Low	Low
<i>OP2</i>	Category I	Low	Low	Low	Low
	Category II	Medium	Medium	Medium	Medium
	Category III	Medium	Medium	Medium	Medium
<i>OP3</i>	Category I	Low	Low	Low	Low
	Category II	Medium	Medium	Medium	Medium
	Category III	Medium	Medium	Medium	Medium
<i>Without Onboard Operator</i>	Category I	Medium	Medium	Medium	
	Category II	Medium	High	High	
	Category III	High	High	High	
<i>Remote Control Functions</i>					
<i>OP1</i>	Category I	Low	Low	Low	
	Category II	Low	Low	Low	
	Category III	Low	Low	Low	

<i>Operations Supervision Levels and Consequence Category</i>		<i>RO1</i>	<i>RO2</i>	<i>RO3</i>	<i>Without Remote Operator</i>
OP2	Category I	Low	Low	Low	
	Category II	Medium	Medium	Medium	
	Category III	Medium	Medium	Medium	
OP3	Category I	Low	Low	Low	
	Category II	Medium	Medium	Medium	
	Category III	Medium	Medium	Medium	
Without Onboard Operator	Category I	Low	Medium	Medium	
	Category II	Medium	High	High	
	Category III	High	High	High	

3 Risk Assessment

3.1 General

As detailed in the framework in Subsection 2/2, the high-level goal in the implementation process of autonomous and remote control functions is that it is to be designed, constructed, operated and maintained for its planned mission safely, reliably and predictably. In this context, the intent of risk management and risk assessment activities are:

- i) Safe implementation of autonomous or remote control function on the vessel
- ii) Proper integration of the autonomous or remote control function with other onboard systems
- iii) Reduction of risks to as low as reasonably practicable (ALARP) and confidence that a failure will not lead to an uncontrollable situation
- iv) Control and management of risk throughout the life cycle of the vessel

3.2 Risk Assessment Plan (1 October 2024)

A risk assessment plan is to be developed and submitted to ABS for review.

The risk assessment plan should describe:

- i) Description of proposed Function
- ii) Quantitative or Qualitative Risk assessment method(s) to be used and description if using a non-standard method
- iii) Scope and objectives of the assessment
- iv) Subject matter experts/participants/risk analysts, including their background and area of expertise
- v) Proposed risk acceptance criteria or risk matrix
- vi) Risk control and management measures

Further guidance on submitting a risk assessment plan can be found in the *ABS Guidance Notes on Risk Assessment Applications for the Marine and Offshore Industries* and *ABS Rules for Alternative Arrangements, Novel Concepts and New Technologies (Part 1D)*.

The risk assessment is to address all interactions between new technologies via the New Technology Qualification (NTQ) process, conventional technologies, system-of-systems integration, role and responsibilities of the human operator, human-machine interface, operational environment and interactions between the Function and external parties.

3.3 Risk Assessment Techniques

The selected risk assessment techniques are to be suitable for the intended function.

Please refer to the ABS *Guidance Notes on Risk Assessment Application for the Marine and Offshore Industries* for reference.

SECTION 5 Autonomous Functions

1 General (1 October 2024)

This section seeks to:

- Provide the requirements which have to be complied with in order to obtain the **AUTONOMOUS** notation
- Provide a method to assess the operations and requirements for the operations of the function in its intended operational environment
- Provide a method to assess and mitigate the risks of the operations of the function in its intended operational environment
- Provide guidance on the implementation process of the function in accordance with Subsection 2/4.
- Provide guidance on the foundational requirements that should be considered in the implementation of the function
- Provide guidance on the requirements for Autonomous Platform (APF)

2 Requirements

2.1 Criteria

The function is to be clearly identified.

The function may reside within a single system or it may be performed by a combination of multiple constituent systems working in concert to deliver the function.

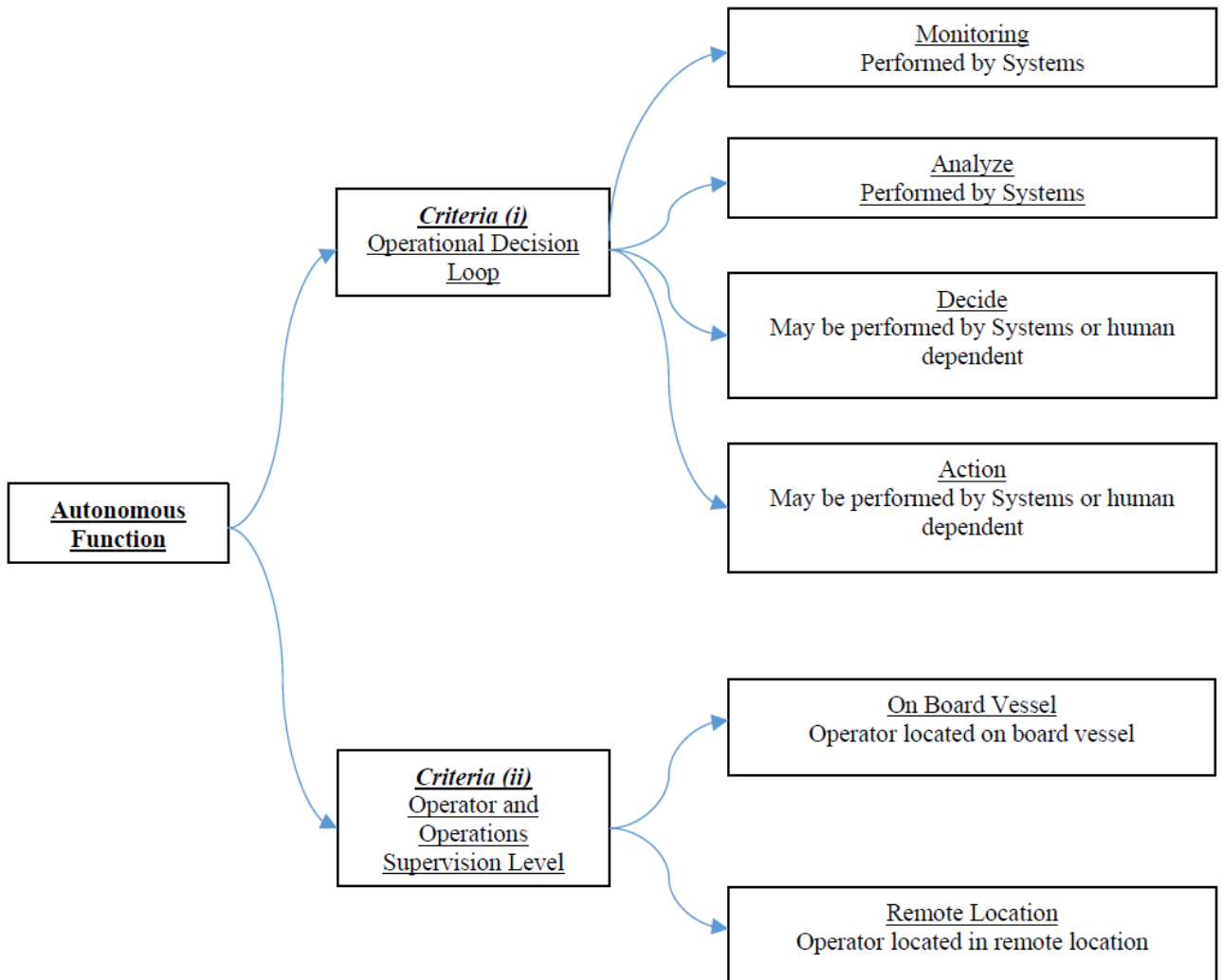
The function is to be categorized as either Semi-Autonomous or Autonomous in accordance with the Autonomy levels in Subsection 1/4.

TABLE 1
Autonomy Levels (1 October 2024)

<i>Autonomy Levels</i>		<i>Integration and Application to Decision Loop</i>				<i>Typical available notations/Operations Supervision level</i>
		<i>Monitoring</i>	<i>Analysis</i>	<i>Decision</i>	<i>Action</i>	
1	Smart	S	S	H	H	SMART
2	Semi-Autonomous	S	S	S/H	S/H	AUTONOMOUS (function category, OP3/OP2/OP1/RO2/RO1)
3	Autonomous	S	S	S	S	AUTONOMOUS (function category, OP3/RO3)
<i>Note:</i> H – Human, S- System						

An operator is to be designated. Responsibility for the performance of the Autonomous Function is assigned to the operator. The operator is to have oversight and capability to intervene and override actions made by the function.

FIGURE 1
Criteria for Autonomous Functions



2.1.1 Operational Decision Loop

The monitoring, analysis and decision stages of the operational decision loop are to be carried out by systems/machines.

The action stage may be carried out by systems/machines or humans.

- i)* The function is to demonstrate a level of situational awareness of the process it is executing (Monitoring)
- ii)* The function is to be able to evaluate the inputs which it is receiving (Analyze)
- iii)* The function is to be able to offer up options for the course of action and decide based on the options provided by the Function (Decision)
- iv)* The function is to be able to execute the decision (Action). Alternatively, this stage may be carried out by humans.

2.1.2 Operator and Operations Supervision Level (1 October 2024)

An operator is to be designated and will have responsibility over the Autonomous Function. The operator may be physically located onboard the vessel or in a remote location. The operator station is to be constantly manned **during designated periods of operation**.

- i) The operator is to supervise the function executions either continuously, periodically or as needed
- ii) The operator is to be able to intervene, override, and take over the operation when deemed necessary by the operator

These parameters are to be indicated in the Operations Supervision Level entry of the notation. See Subsection 1/9.

2.2 Concept of Operations Document (CONOPS) (1 October 2024)

A Concept of Operations document (CONOPS) in accordance with Subsection 3/2 is to be submitted for review.

It is acknowledged that in the implementation process, the CONOPS is an evolving document. A draft CONOPS is to be submitted at the beginning of the project.

At the completion of the verification and validation phase, a final and comprehensive CONOPS is to be submitted for approval.

The CONOPS is to identify and consider, but is not limited to:

- Necessary logistical support for the operation of the autonomous function.
- Maintenance activities of the function and system(s) required for the operation of the autonomous function.
- Operational risk factors and mitigating measures for the autonomous function.
- The limitations and operating boundaries of the autonomous function.
- Procedures for transfer of control are clearly defined and documented.
- Emergency response and rescue procedures.
- Description of the number of personnel, roles and responsibilities, and organizational structure at the Remote Operator location.
- Qualifications and training requirements of the Remote Operator. Any personnel involved in the operations of the function at the Remote Operator location are to be appropriately qualified and experienced to conduct the operations of the Function. This is to be agreed upon with the Flag Administration.
- Interactions and interface between the Remote Operator and external systems and entities. Examples are interactions with Vessel Traffic Systems or other vessels.
- Cyber **resilience** precautions at the Remote Operator station that affect the location security, and which will prevent potential corruption of the autonomous function through the Remote Operator station.
- The limitations and operating boundaries of the conduct of operations from the Remote Operator location.

2.3 Risk Category Level

The risk category level of the function in accordance with Subsection 4/2 is to be submitted for review.

2.4 Risk Assessment

A risk assessment plan in accordance with Subsection 4/3 is to be submitted for review.

Risk assessment reports carried out in accordance with the risk assessment plan are to be submitted for review.

Risks and effects pertaining to the following are to be assessed:

- Integration of the function with other onboard functions and systems
- Interaction and interfacing between the function with external systems and entities for example with a port Vessel Traffic Systems or other vessels
- Failure of the function on the vessel and its wider environment
- Equipment or system failure
- Operational hazards

The risk assessment(s) are to consider, but are not limited to:

- Impact of implementation of the autonomous function upon related functions carried out by systems or humans. This may be in the form of design modifications of the affected functions or amendments to operational procedures.
- System-of-systems impact of the autonomous function on the overall vessel.
- Impact of failure of the function on the vessel and wider environment.
- Operational risk factors and mitigating measures for the conduct of operations from the Remote Operator location have been identified and considered.
- Impact of failure of the Remote Operator Station on the vessel and wider environment have been identified and considered.

The risk assessment(s) are to show that the vessel is not to descend into an uncontrollable situation in the event of the following:

- Failure of the function
- System-of-systems impact on the vessel
- Impact of failure or other event on the function
- Occurrence of foreseeable hazard

2.5 System-of-Systems and Delivery of Function

2.5.1 Architecture

Where the function is delivered by multiple constituent systems working in-concert, a system-of-systems architecture is to be crafted. This architecture is to take into account the following, amongst others:

- Constituent systems required to enable the delivery of the function.
- Inter-connectivity between these constituent systems

Drawings and documents detailing the system-of-systems architecture are to be submitted for review.

2.5.2 Possibility of Retaking Control

It is to be possible for the Operator to intervene and regain control of the action from the autonomous function at all times.

The risks and impacts of failure to regain control of the function is to be assessed at the risk assessment stage. Measures are to be implemented to mitigate the impacts of this failure.

2.5.3 Visual Awareness

The operator is to have line-of-sight view of the operations being controlled by the autonomous function. Alternatively, live visual feed is to be provided at the operator control station. In case of partial or full failure of video feeds, the operator is to have demonstrably effective backup operational capabilities for situational awareness and decision support.

For functions where visual awareness will not result in an increase of safety, the requirement for visual awareness may be waived.

2.6 Constituent Systems

2.6.1 Conventional Technologies (1 October 2024)

Where conventional technologies are utilized, they are to comply with applicable requirements in the *Marine Vessel Rules* or the *MOU Rules*.

2.6.2 New Technologies (1 October 2024)

Where new technologies are utilized, they are to be qualified and/or approved in accordance with the ABS *Rules for Alternative Arrangements, Novel Concepts and New Technologies (Part 1D)*.

2.6.3 Foundational Requirements

In addition to compliance with 5/2.6.1 or 5/2.6.2 (as applicable), constituent systems are to also comply with the Foundational Requirements in Subsection 5/3.

2.7 Remote Operator Station

Remote Operator Stations for autonomous functions with Operations Supervision Levels RO1, RO2 and RO3 are to comply with the requirements below.

2.7.1 Power Supplies

2.7.1(a) Located on Another Vessel

Where the Remote Operator Station is located on another vessel, the power supplies at the Remote Operator Station are to comply with 5/3.2.

2.7.1(b) Located on Shore

Where the Remote Operator Station is located on shore, the power supplies at the Remote Operator Station are to comply with the following.

Computer and communication systems are to be supplied power from uninterruptible power systems (UPS). In the event of a loss of power, the UPS is to have sufficient power for operations of the autonomous function to safely terminate and successfully transfer control to the operator. Calculations and justifications in this regard are to be submitted to ABS for review.

Loss of power and transfer of power to the UPS is to be alarmed at the remote control station and onboard the vessel.

2.7.2 Monitoring and Alarm Systems

2.7.2(a) All Risk Category Levels (1 October 2024)

Alarms requiring the attention of the Remote Operator are to be provided with visual and audible alarms.

2.7.2(b) Control Awareness

See 3.4.3(b).

2.7.3 Situational Awareness & Visual Awareness

2.7.3(a) All Risk *Category Levels* (1 October 2024)

The remote operator is to be provided with a sufficient level of situational awareness of the operations being carried out by the autonomous function on board the vessel. The level of situational awareness required is dependent on the nature of the operations.

2.7.3(b) *Visual Awareness*

Live visual feed is to be provided at the remote operator station. In case of partial or full failure of video feeds, the operator is to have demonstrably effective backup operational capabilities for situational awareness and decision support.

For functions where visual awareness will not result in an increase of safety, the requirement for visual awareness may be waived.

2.7.4 Remote Operator Training and Qualifications

Requirements pertaining to remote operator training and qualifications do not fall under the purview of ABS. The Flag Administration is to be consulted for instructions and guidance on the minimum qualification and training requirements of these operators. The competence requirements of the operators shall be defined and documented in the CONOPS.

2.7.5 Management Systems Certification

The Flag Administration is to be consulted for instructions and guidance on the applicability of the ISM Code to Remote Operator Stations to ensure safety at sea, prevention of human injury or loss of life, and avoidance of damage to the marine environment and property. Where compliance with the ISM Code is required or recommended by the national requirements, a safety management system (SMS) should be developed to ensure compliance with mandatory rules and regulations, applicable codes, guidelines and standards recommended by IMO, Flag Administration, ABS and maritime industry organizations as applicable. The SMS should document the scope and boundaries of any intended certification.

Refer to *ABS Guide for Marine Health, Safety, Quality, Environmental and Energy Management* for additional certifications options.

2.7.6 Remote Operator Station Without Physical Facility (1 October 2024)

For non-conventional modes of Remote Operator Station that do not have a dedicated physical facility, for example, cloud-based applications; a physical station (e.g. local office room) needs to be assigned as the Remote Operator Station. The assigned physical station should comply with 5/2.7 where applicable. Details of the assigned physical station should be included in the concept of operations document.

2.7.7 Cyber Resilience (1 October 2024)

The Remote Operator Station systems that are connected to the vessel's OT system and necessary for a specific Function, the requirements in Sections 4-9-13 and 4-9-14 of the *Marine Vessel Rules* as applicable, or equivalent, are to be satisfied. If cloud-based equipment is used, cloud security requirements in Section 5/4 of *ABS CyberSafety Volume 7*, or equivalent, are to be satisfied.

2.7.8 Annual Survey (1 October 2024)

Annual survey is to be performed on Remote Operator Station detailed in Subsection 8/2.1.1. During annual survey, Remote Operator Station is to be examined and tested to the satisfaction of the attending Surveyor in accordance with the approved Survey Program detailed in Subsection 8/2.

2.8 Data Communications

2.8.1 Goal

This subsection establishes minimum requirements for the design for reliable and assured data communications systems enabling the delivery of the function.

2.8.2 Functional Requirements

In order to achieve the goal, the following functional requirement is embodied in the provisions of this chapter:

Data communication networks are to be robust and fault resilient.

2.8.3 Requirements – Onboard Vessel Networks

2.8.3(a) Low Risk *Category Level (1 October 2024)*

- i) *Integrity of Data.* Means are to be provided to verify the integrity of data and provide timely recovery of corrupted or invalid data.
- ii) *Latency.* The network latency is to be sufficient for the required latency of the function.

2.8.3(b) Medium and High Risk *Category Level (1 October 2024)*

In addition to requirements above, the following requirements are also to be complied with.

- i) *Single failure.* Upon a single failure, the network is to be robust enough to maintain the performance of critical function tasks.
- ii) *Intermittent loss of communications or degradation of network quality.* During intermittent loss of communications or degradation of network quality, performance of critical function tasks are to be maintained.
- iii) *Monitoring of the Network.* The data communication network is to be monitored to detect failures on the communication network itself and data communication failure on nodes connected to the network.

2.8.3(c) Wireless Data Communication

Wireless data communication systems are to comply with 4-9-3/13.3.3 of the *Marine Vessel Rules*.

2.8.4 Requirements – Vessel-to-Remote Operator Station

2.8.4(a) All Risk *Category Levels (1 October 2024)*

See 5/2.8.3(a).

2.8.4(b) Medium and High Risk *Category Levels (1 October 2024)*

In addition to the requirements in 5/2.8.3(a) and 2.8.3(b), the following requirements are also to be complied with:

- i) *Data flows and data command paths.* Data flows and data command paths are to be protected in both directions, between the vessel and remote operator station.

2.9 Cyber Resilience (1 October 2024)

2.9.1 Goal (1 October 2024)

This subsection establishes minimum requirements for cyber **resilience** concerns to be addressed.

2.9.2 Functional Requirements (1 October 2024)

In order to achieve the goal, the following functional requirements are embodied in the provisions of this chapter:

- i) cyber **resilience** concerns are to be approached in a holistic system-of-systems manner, at the constituent system level and during operations

ii) digital architecture is to be documented

2.9.3 Requirements (1 October 2024)

The cyber-enabled systems necessary for the Function are to comply with the requirements in Sections 4-9-13 and 4-9-14 of the *Marine Vessel Rules*, as applicable or equivalent considering the size and risk level of the vessel. If cloud-based equipment is used for the Function, cloud security requirements in Section 5-4 of *ABS CyberSafety Volume 7*, or equivalent, are to be satisfied.

The plans and data in accordance with 4-9-13/9 and 4-9-14/9 of the *Marine Vessel Rules*, as applicable, are to be submitted for review. Alternative approaches to address cyber resilience may be considered based on the equipment and complexity of systems necessary for the specific function and the associated risks.

Commentary:

Vessels under 500 GT and/or vessels with "contracted for construction" date before 1 July 2024 are to comply with certain aspects of the requirements in 4-9-13 and 4-9-14 of the MVR considering the function type and associated risks, on a case-by-case basis.

End of Commentary

2.10 Voice Communication (1 October 2024)

Where voice communication between the vessel and remote operator station is required during operation of the function, two channels of voice communication are to be provided between the vessel and remote operator station for medium and high risk *category* level functions.

3 Foundational Requirements

3.1 General (1 October 2024)

An autonomous function with a higher risk *category* level is to satisfy all relevant requirements from the lower risk *category* levels.

As a baseline, the requirements in the *Marine Vessel Rules* or the *MOU Rules* govern the vessel in all cases. In addition to those requirements, systems and equipment necessary for the autonomous function are also to comply with the foundational requirements listed below.

3.2 Power Supplies

3.2.1 Goal

The goal of this sub-paragraph is the mitigation of the negative impact to the function and its impact on vessel operations in the event of a loss of power.

3.2.2 Functional Requirements

In order to achieve the goal, the following functional requirement is embodied in the provisions of this chapter:

The power supplies to control, monitoring and alarm systems of the constituent systems are to be safeguarded.

3.2.3 Requirements

In order to comply with 5/3.2.2, and taking into account the risk category level, the following apply.

3.2.3(a) Medium Risk *Category* Level (1 October 2024)

Electric power for control, monitoring and alarm systems involved in the performance of the function are to be fed from two feeders from different electrical bus sections.

Alternatively, one of the feeders can be connected to a standby power supply from battery and uninterruptible power systems (UPS). The UPS is to have sufficient power for operations of the function to safely terminate and successfully transfer control to the operator. Calculations and justifications in this regard are to be submitted to ABS for review.

The transfer between the power supplies is to be effected automatically. Loss and transfer of power is to be alarmed at the operator control station.

3.2.3(b) High Risk Category Level (1 October 2024)

Electric power for control, monitoring and alarm systems involved in the performance of the function are to be fed from two feeders from different electrical bus sections.

For functions categorized under the Maneuvering (MNV) Function Category, electric power for control, monitoring and alarm systems involved in the performance of the function are to be fed from two feeders, one from the main switchboard or other suitable main distribution board and the other from the emergency switchboard or an emergency distribution board.

Alternatively, one of the feeders can be connected to a standby power supply from battery and uninterruptible power systems (UPS). The UPS is to have sufficient power for operations of the function to safely terminate and successfully transfer control to the operator. Calculations and justifications in this regard are to be submitted to ABS for review.

The transfer between the power supplies is to be effected automatically. Loss and transfer of power is to be alarmed at the operator control station. The supply status of these feeders is to be displayed at the operator control station.

3.3 Software and Hardware (1 October 2024)

3.3.1 Goal

This subsection establishes minimum requirements for software quality in order to reduce software-related incidents that could negatively affect the performance of computer-based systems.

3.3.2 Functional Requirements

In order to achieve the goal, the following functional requirement is embodied in the provisions of this chapter:

The software development process is to be carried out in accordance with recognized standards.

3.3.3 Requirements

In order to comply with 5/3.3.2, and taking into account the risk category level, the following apply.

3.3.3(a) Low Risk Category Level (1 October 2024)

Software and hardware used in systems performing functions with low risk category levels are to comply with the requirements for Computer Based System Category II as applicable in Section 4-9-3 of the *Marine Vessel Rules* or equivalent.

3.3.3(b) Medium and High Risk Category Level (1 October 2024)

Software and hardware used in systems performing functions with medium and high risk category levels are to comply with the requirements for Computer Based System Category III in Section 4-9-3 of the *Marine Vessel Rules* or equivalent.

3.3.3(c) Testing (1 October 2024)

In addition to the tests required due to the application of the software and hardware requirements stated in 3.3.3(a) and 3.3.3(b), software for critical constituent systems involved in the delivery of the function is to be tested in accordance with a test plan approved by ABS as per 4-9-10/5.1.2 of the *Marine Vessel Rules*. The test plan is to identify all operational situations that the function may encounter, including degradation of sensors. The plan is to outline how these operational situations are to be tested.

For low risk category level functions, they are to be tested through simulation or physical testing.

For medium and high risk category level functions, they are to be tested through both simulation and physical testing.

Where computer simulation test methods are used, please refer to Subsection 7/4.

3.4 Monitoring and Alarm System(s)

3.4.1 Goal

This subsection establishes minimum requirements for monitoring and alarm system(s).

3.4.2 Functional Requirements

In order to achieve the goal, the following functional requirements are embodied in the provisions of this chapter:

- Monitoring and alarm system(s) is/are to be provided.
- The Operator is to be provided with the necessary information and awareness of the operation of the function.

3.4.3 Requirements

In order to comply with 5/3.4.2, the following apply.

3.4.3(a) Monitoring and alarm system(s)

The monitoring and alarm system(s) is/are to comply with 4-9-2/7 of the *Marine Vessel Rules*.

Displays for the monitoring and alarm system(s) is/are to be provided at the operator control station(s).

3.4.3(b) Control awareness

Means are to be provided at all operator stations to identify the system which is having present control over the Function.

3.5 Data Analytics

3.5.1 Goal

This subsection establishes minimum requirements for constituent systems using data analytics techniques.

Data analytics techniques include machine learning, artificial intelligence, data mining and statistics.

3.5.2 Functional Requirements

In order to achieve the goal, the following functional requirement is embodied in the provisions of this chapter:

- The design of data analytics techniques is to comply with recognized industry standards.

3.5.3 Requirements

In order to comply with 5/3.5.2, and taking into account the risk category level, the following apply.

3.5.3(a) All Risk *Category Level (1 October 2024)*

- i) A Brief Summary of hybrid or data-driven applications:* The objective of the hybrid (i.e., a combination of physics model and machine-learning based model) or data-driven model is to be clearly defined. The employed data analytics techniques are to be mapped to the autonomous function outcomes and submitted to ABS for review. The physical principles and assumptions, if applicable, are to be documented and submitted to ABS for review.
- ii) Data Sources and Acquisition:* The data source and data collection steps are to be identified and documented. For instance, all the sensors installed on the monitored equipment/system for raw data collection are to be identified through a schematic drawing. Sensor configuration and mapping among the diverse data sources are to be documented.
- iii) Data Exploration:* For model training, data exploration is to be conducted before data quality assessment and data pre-processing to understand the distribution of the key model parameters, correlation between model input parameters and output parameters.
- iv) Initial Data Quality Assessment:* Initial data quality assessment is to be conducted before data analysis to demonstrate that the data set is sufficient for the requirements/purpose. A data quality assessment/inspection plan is to document how to assess data for fitness for autonomous application. The inspection plan is to include the data sampling method based on statistical theory, quality validation rules, data error detection and auto-restoration rules, measurable data quality metrics/dimensions (e.g., to check data consistency, accuracy, timeliness and completeness), threshold values and acceptance criteria to apply to the multi-type and multisource of marine datasets.
- v) Data Correction and Cleansing:* Data correction and cleaning process or rules are to be clearly identified. The specific correction actions (e.g., applied filters, re-formatting operations) against data quality issues are to be provided. For instance, the methods used to address missing data/missing field, duplicated data or peak records are to be described.
- vi) Data Integration:* The minimum required data size for model training is to be identified and documented. Any data aggregating or integration from diverse data sources need to be described.
- vii) Data Storages:* Original data, processed data used for data analytics and output data from the predictive model are to be stored on separate devices or folders.
- viii) Data Modelling:* the following are to be documented and submitted to ABS for review:
 - An overview of the analytics approaches (i.e., the selection of the model training techniques, a flow chart to demonstrate the iterative process of model training),
 - Method for data partitioning (training and test datasets must be independent and have similar statistical properties),
 - Model evaluation acceptance criteria, and
 - Assumptions or limitations prior to model training.
- ix) Model Evaluation Results:* the model evaluation methods, process and results are to be provided regarding the predefined model evaluation acceptance criteria. The deviations between predictions and the actual values, and the final trained model parameters are to be provided for review.

3.5.3(b) Medium Risk *Category Level (1 October 2024)*

In addition to the requirements found in 5/3.5.3(a) above, medium risk **category level** functions are to comply with the following.

- i) *Record of the data model version:* the versioning records of the hybrid or data-driven models are to be documented. The procedure for model upgrade and deployment are to be bound by the Management of Change plan and submitted to ABS for review.
- ii) *Monitoring of model applications:* once the model application is tested and deployed, the model performance of the specific autonomous application is to be monitored. A model application performance monitoring plan and the triggers for application retraining are to be clearly defined. Alarms for model application performance in operation are to be generated and visualized at the human-machine interface (HMI).

3.5.3(c) High Risk **Category Level** (1 October 2024)

In addition to the requirements in 5/3.5.3(a) and 5/3.5.3(b) above, high risk **category level** functions are to comply with the following.

- i) *Risk Assessment of hybrid or data-driven applications:* the risk assessment for a hybrid (i.e., a combination of physics model and machine-learning based model) or purely data-driven application is to be conducted. The risk assessment is to evaluate the risks of how the operation, analysis, reporting, decision-making and execution of the application are impacted by the hybrid or data-driven model development and development process. The risk-based approach for each potential risk (e.g. loss of data, limitations of the algorithm or model assumptions, insufficient sample data size/performance baseline, etc) is to be defined by the application owner/model developer. For the unacceptable effects or high-risk items, the mitigating actions or redundancy plan during operation are to be defined and tested.
- ii) *Model Evaluation:* The performance of the data-driven or hybrid models are to be directly evaluated through simulations or equivalent approaches. The simulation scenarios are to be as comprehensive as possible for the operations and environmental conditions. Trials and pilots are to be conducted for model validation, including damage to sensors. The model evaluation, simulation and trial and pilots are to be documented and submitted to ABS for review.
- iii) *Model Operation Envelope:* It is not feasible to explore all possible operations and environmental conditions through simulation and trials for data-driven or hybrid models. The model operation envelope is to be defined, in terms of operational and environmental conditions, data and input parameters ranges and quality, reasonable decisions and actions. The model operation envelope is to be implemented to operation monitoring, documented and submit to ABS for review.
- iv) *Monitoring of the application of the models:* the input parameters and model performance are to be monitored against the model operation envelope. The monitoring is to be carried out at a suitable frequency. Deviation from the model operation envelope is to be alerted. Necessary mitigating actions, such as a fail-safe action or transfer of control to the operator are to be implemented.

4 **Autonomous Platform** (1 October 2024)

The objective of having an Autonomous Platform (APF) function is to integrate and/or coordinate the proper operation of multiple functions (autonomous or semi-autonomous) during a vessel's (ship, barge, unit, etc.) voyage.

4.1 **Functional Requirements**

For a system to have an APF function, the system should provide one or more functions from each of the following three categories:

- i) Physical Infrastructure**
- *Data Network*: Shared network for data exchange among onboard autonomous systems. The shared network is to comply with the requirements in 5/2.8.3.
 - *Servers*: Shared servers for housing software programs of integrated autonomous functions. The shared servers are to comply with the requirements for Computer Based System in Section 4-9-3 of the *Marine Vessel Rules*.
 - *Operations Control Panel*: Common HMI for display and control of the integrated autonomous functions.
- ii) Data Handling**
- *Data Management*: Manages the collected data by providing data governance, storage, and synchronization.
 - *Data Processing and Analytics*: Processes collected data for analytics to derive meaningful predictions for aiding decision.
 - *Dashboard*: Provides data visualization and overview of key indicators.
 - *Interface to Onboard System*: Provides access to data from other onboard systems.
 - *Sensor Interface*: Receives data from the external and internal environment through sensors or measurement instruments installed for each integrated autonomous function purpose.
- The data handling functions are to comply with the requirements for data communication in 5/2.8 and data analytics in 5/3.5 where applicable. The data handling functions should meet the applicable functional and technical requirements as listed in Appendix 4 of the *ABS Guide for Condition-Based Program for Government Vessels*, as applicable.
- iii) Operations Management**
- *Operation Control Management*: Determines when each integrated autonomous function operates within the operation duration, such as the duration of a voyage from unberth to berth.

4.2 Functional Assessment

ABS is to verify that:

- i)** The autonomous function description and system design satisfy the functional requirements listed in Subsection 5/4.1 for the corresponding physical infrastructure, data handling and operations management functions, and to be submitted to ABS engineering for review.
- ii)** The system design and its hardware and software specifications are adequate to accomplish the defined functionalities with details to be submitted to ABS engineering for review.
- iii)** Representative demonstration and/or functional test of the physical infrastructure, data handling and operations management capabilities are to be conducted and witnessed to the satisfaction of the attending Surveyor.

SECTION 6 Remote Control Functions

1 General

The goal of this section is to provide:

- The requirements which have to be complied with in order to obtain the **REMOTE-CON** notation
- A method to assess the operations and requirements for the operations of the function in its intended operational environment
- A method to assess and mitigate the risks of the operations of the function in its intended operational environment
- Guidance on the implementation process of the function in accordance with Subsection 2/4.
- Guidance on the foundational requirements that should be considered in the implementation of the function

2 Requirements

2.1 Criteria (1 October 2024)

The function is to be clearly identified.

The function may reside within a single system or it may be performed by a combination of multiple constituent systems working in concert to deliver the function.

The remote control function is to comply with the following criteria:

- i) The Remote Control Station is to be constantly manned **during designated periods of operation.**
- ii) The Remote Operator is to be designated and will have responsibility over the Function being controlled in a remote location.
- iii) The Remote Operator is to be able to monitor the system and operations under remote control at all times.
- iv) The Remote Operator is to be able to control the function in real-time from the remote location.

An operator may be designated as a back-up operator onboard the vessel to be able to intervene and regain control of the function.

A description of the function is to be submitted for review.

2.2 Concept of Operations Document (CONOPS) (1 October 2024)

A Concept of Operations document (CONOPS) in accordance with Subsection 3/2 is to be submitted for review.

It is acknowledged that during the implementation process the CONOPS is an evolving document. A draft CONOPS is to be submitted at the beginning of the project.

At the completion of the verification and validation phase, a final and comprehensive CONOPS is to be submitted for approval.

The CONOPS is to consider, but is not limited to, the following:

- Necessary logistical support for the operation of the remote control function have been identified and considered.
- Maintenance activities of the function and system(s) required for the operation of the remote control function have been identified and considered.
- Operational risk factors and mitigating measures for the remote control function have been identified and considered.
- The limitations and operating boundaries of the remote control function are to be identified and considered.
- Procedures for transfer of control are clearly defined and documented.
- Emergency response and rescue procedures.
- The number of personnel, roles and responsibilities, and organizational structure at the Remote Control Station are to be clearly identified and described.
- Qualifications and training requirements of the Remote Operator are to be clearly identified and described. Any personnel involved in the operations of the function at the Remote Control Station should be appropriately qualified and experienced to conduct the operations of the Function. This is to be agreed with the Administration.
- Interactions and interface between the Remote Operator and external systems and entities have been identified and considered. Examples are interactions with Vessel Traffic Systems or other vessels.
- Cyber resilience precautions at the Remote Control Station that affect the location security, and which will prevent potential corruption of the remotely operated function through the Remote Control station.
- The limitations and operating boundaries of the remote control function are to be identified and considered.

2.3 Risk Category Level

The risk category level of the function in accordance with Subsection 4/2 is to be submitted for review.

2.4 Risk Assessment

A risk assessment plan in accordance with Subsection 4/3 is to be submitted for review.

Risk assessment reports carried out in accordance with the risk assessment plan are to be submitted for review.

Risks and effects pertaining to the following are to be assessed:

- Integration of the function with other onboard functions and systems
- Failure of the function on the vessel and its wider environment
- Equipment or system failure

- Operational hazards

The risk assessment(s) are to consider, but are not limited to, the following:

- Impact of implementation of the remote control function upon related functions carried out by systems or humans. This may be in the form of design modifications of the affected functions or amendments to operational procedures.
- System-of-systems impact of the remote control function on the overall vessel.
- Impact of failure of the function on the vessel and wider environment.
- Operational risk factors and mitigating measures for the conduct of operations from the Remote Control Station have been identified and considered.
- Impact of failure of the Remote Control Station on the vessel and wider environment have been identified and considered.

The risk assessment(s) are to show that in the event of the following, the vessel is not to descend into an uncontrollable situation:

- Failure of the function
- System-of-systems impact on the vessel
- Impact of failure or other event on the function
- Occurrence of foreseeable hazard,

It is to be possible to transit to a safe state. This may be in the form of redundant systems or alternative means.

2.5 System-of-Systems Architecture

Where the function is delivered by multiple constituent systems working in-concert, a system-of-systems architecture is to be crafted. This architecture is to take into account the following:

- Constituent systems required to enable the delivery of the function.
- Inter-connectivity between these constituent systems

Drawings and documents detailing the system-of-systems architecture are to be submitted for review.

2.6 Constituent Systems

2.6.1 Conventional Technologies (1 October 2024)

Where conventional technologies are utilized, they are to comply with applicable **requirements** in the *Marine Vessel Rules* or the *MOU Rules*.

2.6.2 New Technologies (1 October 2024)

Where new technologies are utilized, they are to be qualified and / or approved in accordance with the ABS *Rules for Alternative Arrangements, Novel Concepts and New Technologies (Part 1D)*.

2.6.3 Foundational Requirements

In addition to compliance with 6/2.6.1 or 6/2.6.2 (as applicable), constituent systems are to also comply with the Foundational Requirements in Subsection 6/3.

2.7 Remote Control Station

2.7.1 Power Supplies

2.7.1(a) Located on Another Vessel

Where the Remote Control Station is located on another vessel, the power supplies at the Remote Control Station are to comply with 6/3.2.

2.7.1(b) Located On Shore

Where the Remote Control Station is located on shore, the power supplies at the Remote Control Station are to comply with the following.

Computer and communication systems are to be supplied power from uninterruptible power systems (UPS). In the event of a loss of power, the UPS is to have sufficient power for operations of the remote control function to safely terminate and successfully transfer control to an onboard operator or to transition to a safe state. Calculations and justifications in this regard are to be submitted to ABS for review.

Loss of power and transfer of power to the UPS is to be alarmed at the remote control station and onboard the vessel.

2.7.2 Monitoring and Alarm Systems

*2.7.2(a) All Risk **Category Levels (1 October 2024)***

Alarms requiring the attention of the Remote Operator are to be provided with visual and audible alarms.

2.7.2(b) Control Awareness

See 3.4.3(b).

2.7.3 Situational and Visual Awareness

2.7.3(a) Situational Awareness

The remote operator is to be provided with a sufficient level of situational awareness of the operations being carried out by the function on board the vessel. The level of situational awareness required is dependent on the nature of the operations.

2.7.3(b) Visual Awareness

Live visual feed of the operations being carried out by the function on board the vessel is to be provided at the remote control station. In case of partial or full failure of video feeds, the operator is to have demonstrably effective backup operational capabilities for situational awareness and decision support.

For functions where visual awareness will not result in an increase of safety, the requirement for visual awareness may be waived.

2.7.4 Remote Operator Training and Qualifications

Requirements pertaining to remote operator training and qualifications do not fall under the purview of ABS. The Flag Administration is to be consulted for instructions and guidance on the minimum qualification and training requirements of these operators. The competence requirements of the operators shall be defined and documented in the CONOPS.

2.7.5 Management Systems Certification

The Flag Administration is to be consulted for instructions and guidance on the applicability of the ISM Code to Remote Control Stations to ensure safety at sea, prevention of human injury or loss of life, and avoidance of damage to the marine environment and property. Where compliance with the ISM Code is required or recommended by the national requirements, a safety management system (SMS) should be developed to ensure compliance with mandatory rules and regulations, applicable codes, guidelines and standards recommended by IMO, Flag Administration, ABS and maritime industry organizations as applicable. The SMS should document the scope and boundaries of any intended certification.

Refer to ABS *Guide for Marine Health, Safety, Quality, Environmental and Energy Management* for additional certifications options.

2.7.6 Remote Control Station Without Physical Facility (1 October 2024)

For non-conventional modes of Remote Control Station that do not have a dedicated physical facility, for example, hand-held remote control; a physical station (e.g. local office room) needs to be assigned as the Remote Control Station. The assigned physical station should comply with 6/2.7 where applicable. Details of the assigned physical station should be included in the concept of operations document.

2.7.7 Cyber Resilience (1 October 2024)

The Remote Control Station systems that are connected to the vessel's OT system and necessary for a specific Function, the requirements in Sections 4-9-13 and 4-9-14 of the *Marine Vessel Rules*, as applicable or equivalent, are to be satisfied. If cloud-based equipment is used, cloud security requirements in Section 5/4 of ABS *CyberSafety Volume 7*, or equivalent, are to be satisfied.

2.7.8 Annual Survey (1 October 2024)

Annual survey is to be performed on Remote Control Station detailed in Subsection 8/2.1.1. During annual survey, Remote Control Station is to be examined and tested to the satisfaction of the attending Surveyor in accordance with the approved Survey Program detailed in Subsection 8/2.

2.8 Data Communications

See 5/2.8.

5/2.8.4 applies for data communications between vessel and Remote Control Station.

2.9 Cyber Resilience (1 October 2024)

See 5/2.9.

3 Foundational Requirements

3.1 General

As a baseline, the requirements in the *Marine Vessel Rules* or the *MOU Rules* govern the vessel in all cases. In addition to those requirements, systems and equipment necessary for the remote control function are to also comply with the foundational requirements listed below.

3.2 Power Supplies

See 5/3.2.

3.2.1 Additional Requirements

In addition to the requirements in 5/3.2, the following requirements are to be complied with.

3.2.1(a) Loss of power

Loss of power onboard the vessel is to be alarmed at the Remote Control Station.

3.2.1(b) Transfer between power supplies (1 October 2024)

The transfer between power supplies onboard the vessel is to be effected automatically. Transfer of power is to be indicated at the Remote Control Station. For functions with high risk category levels, the supply status of these feeders is to be displayed at the Remote Control Station.

3.3 Software and Hardware (1 October 2024)

See 5/3.3.

3.4 Monitoring and Alarm System(s)

3.4.1 Goal

This subsection establishes minimum requirements for monitoring and alarm system(s).

3.4.2 Functional Requirements

In order to achieve the goal, the following functional requirements are embodied in the provisions of this chapter:

- Monitoring and alarm system(s) is/are to be provided.
- The Operator is to be provided with the necessary information and awareness of the operation of the function.

3.4.3 Requirements

In order to comply with 6/3.4.2, the following apply:

3.4.3(a) Monitoring and alarm system(s)

The monitoring and alarm system(s) is/are to comply with 4-9-2/7 of the *Marine Vessel Rules*.

Displays for the monitoring and alarm system(s) is/are to be provided at both the vessel and the remote control station.

3.4.3(b) Control awareness

Means are to be provided at all operator stations to identify the system having current control over the Function.

3.5 Data Analytics

See 5/3.5.

Tests, Installation and Commissioning Surveys

1 Goal

This section provides:

- Testing requirements to be complied with for the implementation of autonomous and remote control functions.

2 Functional Requirements

In order to achieve the goal stated in Subsection 7/1, the following functional requirements are embodied in the provisions of this chapter.

- i)* A system-of-systems approach is to be adopted.
- ii)* Onboard testing, augmented by simulation and virtual testing is to validate that functionality has been achieved with all constituent systems in operation for the full range of operating scenarios.
- iii)* The constituent systems performing the autonomous or remote control function and its installation, as appropriate, are to be examined and tested to the satisfaction of the attending Surveyor in accordance with the approved plans.
- iv)* Operation of the autonomous function shall be demonstrated in its proposed operational setting.

3 Requirements

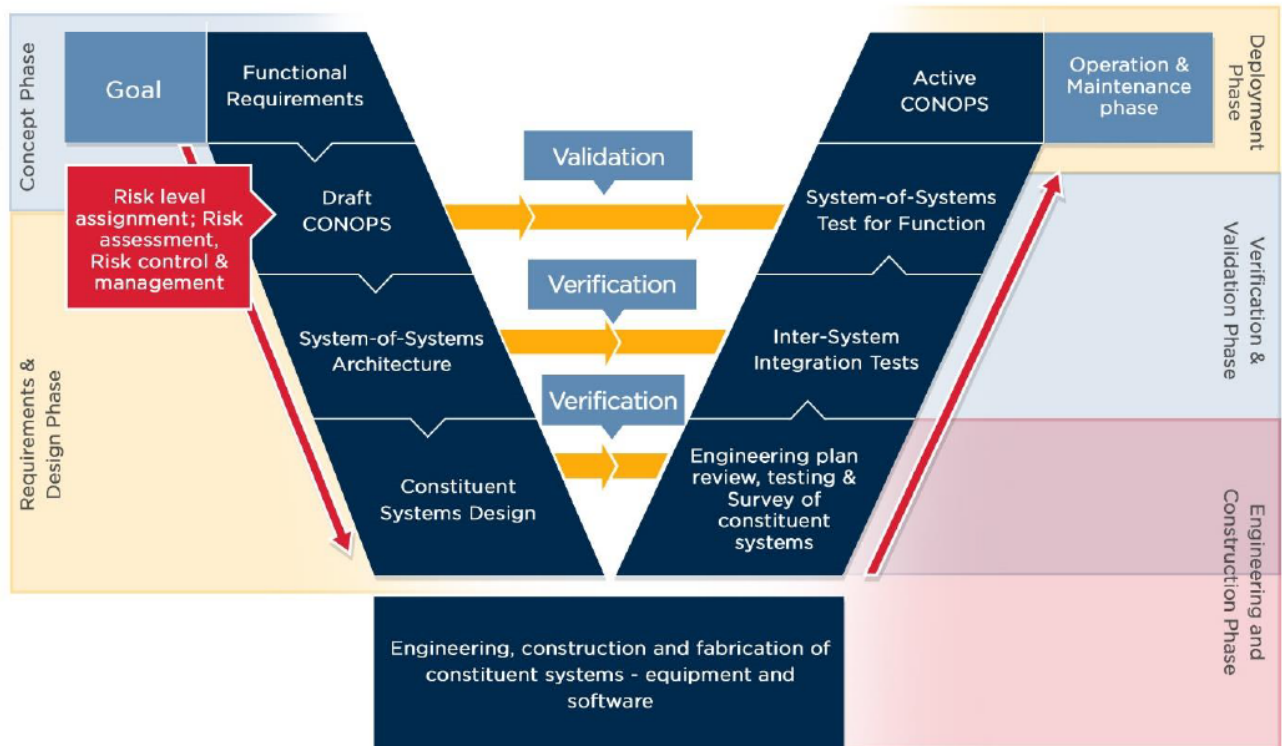
3.1 Test Program (1 October 2024)

A Test Program for the Function is to be developed to contain test procedures and acceptance criteria. It is to be submitted for review during the plan review process. The test program shall incorporate all operational modes anticipated in normal and also fault/abnormal operation. System fault and failure response and testing shall be tied to the identified hazards from the risk assessments utilized during design. **The test program shall also contain test procedures and acceptance criteria for Cyber Resilience testing requirements in accordance with 4-9-9/15.4 and 4-9-10/5.2 of the *Marine Vessel Rules*.**

When deemed necessary by ABS, additional tests to those specified in the Test Program may be required. Tests which require Surveyor attendance will be determined during the review.

The Test Program is to be arranged in the test hierarchy as shown in the V Model Implementation Process (i.e., Constituent Systems' Tests, Integration Tests and System-for-Systems Test for Function).

FIGURE 1
V Model Implementation Process for Autonomous and Remote Control Functions



The Test Program is to include, but is not limited to, the following:

- Identification of all constituent systems and equipment, including details of performance tests and trials for all operational modes laid out in the CONOPS.
- Listing of tests required to be conducted in each level in the hierarchy of tests above.
- Test procedures, methods and acceptance criteria.

The approved Test Program is to be followed and verified by the Surveyor.

3.2 Constituent Systems' Tests

3.2.1 Conventional Technologies

Where conventional technologies are utilized, tests and required Surveyor attendance and witnessing are to comply with applicable existing Rules in the *Marine Vessel Rules* or the *MOU Rules*.

3.2.2 New Technologies (1 October 2024)

Where new technologies are utilized, tests and required Surveyor attendance and witnessing are to be in accordance with that established during the new technology qualification process carried out in accordance with the ABS *Rules for Alternative Arrangements, Novel Concepts and New Technologies (Part 1D)*.

3.3 Integration Tests Before Installation (1 October 2024)

Intra-system and inter-system integration testing between constituent systems are to be conducted in addition to applicable test requirements in 4-9-9/15.3 and 4-9-10/5.1.1 of the *Marine Vessel Rules*. This activity is carried out according to the Overall Test Plan.

The objective of integration testing is to confirm that functions are properly executed, that the software and the hardware it controls interact and function properly together and that software systems react as designed in case of failures.

Functional performance tests to be carried out in this level are to include, but are not limited to:

- Uninterruptible power supply systems (UPS)
- Input systems, sensors, or signals. They are to be tested and confirmed to be functioning satisfactorily. The alarm systems are to be checked by simulating failures of the sensors and the reference systems.

Faults are to be simulated as realistically as possible to demonstrate appropriate system fault detection and system response. The results of any required failure analysis are to be observed.

Functional and failure testing can be demonstrated by computer simulation tests. See Subsection 7/4.

3.4 Final Integration and Onboard Test (1 October 2024)

Onboard tests are to confirm that the autonomous or remote control function(s) in its final environment, integrated with all other systems with which it interacts:

- i) Integration between various constituent systems and with associated systems have been carried out in accordance with the approved drawings
- ii) It is to be possible for the Operator to retake control of the action from the autonomous function at all times

The tests in this level are in addition to applicable test requirements in 4-9-10/5.1.2 of the *Marine Vessel Rules*. The tests are to include, but are not limited to, the following:

- The operation of the associated monitoring and alarms system is to be tested including operational testing of emergency shutdowns (where provided)
- Operational testing, as applicable, witnessed to demonstrate the system-of-systems has been maintained properly and is in good working order. The test should be carried out to the satisfaction of the attending Surveyor and should demonstrate the risk mitigations, such as redundancy, are in place and operational.
- Operation of protective equipment are to be tested if they are designed to provide essential redundancy of the system-of-systems.
- Input sensors are to be generally examined and confirmed to be functioning satisfactorily
- Changeover to standby equipment or systems are to be tested if they are designed to provide essential redundancy of the system-of-systems.
- Manual Control (for autonomous function)
 - The operation of manual control takeover using human interface systems and controls onboard is to be confirmed to be functioning satisfactorily.
- Manual Control (for remote control systems)
 - The operation of manual controls at the remote controlling station using human interface systems and controls is to be confirmed to be functioning satisfactorily.
- Verification of the autonomous or remote control function automatic resumption following a simulated blackout (if appropriate to the assigned risk category level).

- Means of communication between onboard operator station(s) and Remote Operator Station or Remote Control Station (where applicable) are to be tested and confirmed to be operating satisfactorily.

3.5 System-of-Systems Test for Function

A plan for final tests of the function to prove its essential features is to be submitted. The tests proposed in this level are to achieve the following objectives:

- i)* They are to demonstrate the successful integration of all constituent systems necessary for the performance of the Function.
- ii)* They are to demonstrate the successful performance of the Function in its intended operational environment or a simulated environment as close as possible to its intended operational environment.
- iii)* They are to validate all functional scenarios as defined in the Concept of Operations.
- iv)* Tests are to be carried out to identify unintended effects or emergent behavior resulting from the interactions among the various constituent systems.
- v)* Tests are to demonstrate the effects of system casualties, proper failover procedures, and low probability – high impact failures that can affect crew (if any), vessel, or environment.

3.6 Remote Operator Station/Remote Control Station

The Test Program is to include tests for the Remote Operator Station (for Autonomous functions with Operations Supervision Levels RO1, RO2 or RO3) and/or the Remote Control Station (for Remote Control functions).

Testing involving the Remote Operator Station or Remote Control Station arrangements are to be conducted in conjunction with the vessel in the presence of attending Surveyors at both the vessel and the Remote Operator Station or Remote Control Station.

The tests proposed for the Remote Operator Station or Remote Control Station are to achieve the following objectives:

- i)* Integration and installation of the systems and components at the Remote Operator Station or Remote Control Station has been carried out in accordance with the approved drawings
- ii)* Connectivity between the Remote Operator Station or Remote Control Station and the vessel has been established within the required parameters (latency, integrity of data, etc.)
- iii)* The ability to transfer control between the vessel and the Remote Operator Station or Remote Control Station (as applicable) is functioning satisfactorily.
- iv)* Systems providing the Operator at the Remote Operator Station or Remote Control Station with situational awareness (including monitoring and alarm systems) and visual awareness are functioning satisfactorily.

The tests proposed for the Remote Operator Station or Remote Control Station are to include, but are not limited to, the following:

- The operation of the associated monitoring and alarms system is to be tested including operational testing of emergency shutdowns (where provided)
- Operational testing, as applicable, witnessed to demonstrate the systems and components in the Remote Operator Station or Remote Control Station have been maintained properly and is in good working order. The test should be carried out to the satisfaction of the attending Surveyor and should demonstrate the risk mitigations, such as redundancy, are in place and operational.
- Operation of protective equipment are to be tested if they are designed to provide essential redundancy of the system-of-systems.

- Changeover to standby equipment or systems are to be tested if they are designed to provide essential redundancy of systems and components in the Remote Operator Station or Remote Control Station.
- Manual Control (for autonomous function)
 - The operation of manual control takeover using human interface systems and controls onboard is to be confirmed to be functioning satisfactorily.
- Manual Control (for remote control systems)
 - The operation of manual controls at the remote controlling station using human interface systems and controls is to be confirmed to be functioning satisfactorily.
- Means of communication between onboard operator station(s) and Remote Operator Station or Remote Control Station (where applicable) are to be tested and confirmed to be operating satisfactorily
- Impact of loss of data communication, intermittent loss of data communication and degradation of network quality between Remote Operator Station or Remote Control Station on the performance of the function. The test is to demonstrate the resilience and robustness of the connectivity and the ability of the function to resume operations upon resumption of connectivity.

4 Modeling and Computer Simulation Tests (1 October 2024)

4.1 General (1 October 2024)

Modeling and computer simulation tests offers the ability to provide the information that would normally be obtained from traditional system studies, physical testing and additional information about operation and configuration.

For model verification and validation, techniques such as these below are acceptable:

- Explore Model Behavior
- Graphical comparison of data
- Confidence intervals
- Hypothesis Tests
- Testing based on simulation of failures

Physical testing requirements may be verified or supplemented by computer-based system simulation testing techniques.

Report of simulation results should depict the steady state operation, transient operation, and operation in the event of faults or anomalies. The simulation test results should be provided in a format capable of comparison to any simulation performed independently on alternative simulation software.

4.2 Modeling and Computer Simulation Test Plan

A test plan is to be submitted for review and approval showing which items will be further validated by physical tests and which ones will be validated by simulation tests.

4.3 Computer Based System Testing Approaches

When physical testing requirements are verified or supplemented by computer-based system simulation testing requirements, the following methods are acceptable. The application of these computer-based system simulation test methods is to be described in the test plan.

4.3.1 Model in the Loop (MIL)

Model In the Loop (MIL) testing is to be conducted when both a numerical model of the multi-physics system and a model of its automation and manual control functions have been verified and

validated. Based upon the functional description of the system, each test case to be submitted is to be described specifying:

- i)* test purpose
- ii)* test setup including models' parameters
- iii)* expected results and acceptance criteria

4.3.2 Software in the Loop (SIL)

During Software In the Loop (SIL) testing, virtual (emulated) PLCs, with dedicated interfaces to the simulated multi-physics models, are to be considered for deployment of the executable code. Combining the various multi-physics models of connected systems onboard with their actual control and automation logic through SIL can offer a higher fidelity virtual testing. This level is essentially a test of the coding system. Based upon the functional description of the system, each test case to be submitted is to be described specifying:

- i)* test purpose
- ii)* test setup including models' parameters
- iii)* expected results and acceptance criteria
- iv)* comparison between the same test cases from the MiL testing

4.3.3 Hardware in the Loop (HIL)

During Hardware in the Loop (HIL) testing, the control and automations software is to be fully integrated into the final controller hardware and can only interact with the simulated multi-physics system through the actual I/Os of the controller. The simulated multi-physics system also runs on a real-time computer with I/O simulations to “trick” the controller into believing that it is installed on the actual physical system. In this case, the only difference between the final application and the HIL environment is the fidelity of the simulated multi-physics system model and the test vectors that are being used. Based upon the functional description of the system, each test case to be submitted is to be described specifying:

- i)* test purpose
- ii)* test setup including models' parameters
- iii)* expected results and acceptance criteria

Notes:

- 1 For software upgrades, regression testing is required to be performed.
- 2 Regression testing is comprised of re-running functional and non-functional simulation tests to verify that previously developed and tested software still performs as expected after a change.

4.4 Integration Simulation Testing

- i)* Intra-system and inter-system integration testing are to be performed between system and sub-system software modules and between separate systems before being integrated on board. The objective is to confirm that software functions are properly executed, that the software and the hardware it controls interact and function properly together and that software systems react properly in case of failures.
- ii)* Functional and failure testing can be demonstrated by simulation tests. The results of any required failure analysis are to be observed.
- iii)* The simulation tests can follow one of the computer-based systems simulation testing methods mentioned in 7/4.3 above.

SECTION 8 Surveys After Construction

1 General

This section provides requirements for Annual Surveys and Special Surveys of the installed function. Please refer to Part 7, Chapter 2 of the *ABS Rules for Survey After Construction (Part 7)* or Section 7-2-2 of the *MOU Rules* for requirements on the Survey Intervals.

2 Survey Program

Upon consultation with ABS, a Survey Program for the Function is to be developed. The Survey Program is to contain tests and Survey check items for Annual and Special Surveys. It is to be submitted for review during the plan review process.

The Program is to take into consideration the following:

- Critical systems, components or tasks identified in the risk assessment(s)
- Critical operational scenarios and characteristics identified in the Concept of Operations document (CONOPS)

Proposed changes to the Survey Program are to be submitted to ABS for approval.

2.1 Surveys of the Autonomous and/or Remote Control Functions and System-of-Systems (1 October 2024)

2.1.1 Annual Surveys (1 October 2024)

See 7-9-38/1.1 of the *ABS Rules for Survey After Construction (Part 7)*.

2.1.2 Special Periodical Surveys (1 October 2024)

See 7-9-38/1.3 of the *ABS Rules for Survey After Construction (Part 7)*.

2.2 Constituent Systems

2.2.1 Conventional Technologies

Where conventional technologies are utilized, Survey requirements are to comply with applicable existing Rules in the *ABS Rules for Survey After Construction (Part 7)*.

2.2.2 New Technologies (1 October 2024)

Where new technologies are utilized, Survey requirements are to be in accordance with that established during the new technology qualification process carried out in accordance with the *ABS Rules for Alternative Arrangements, Novel Concepts and New Technologies (Part 1D)*.

2.3 Remote Operator Station / Remote Control Station *(1 October 2024)*

The Survey Program is to include tests and checks for the Remote Operator Station (for Autonomous functions with Operations Supervision Levels RO1, RO2 or RO3) and / or the Remote Control Station (for Remote Control functions).

Testing involving the Remote Operator Station or Remote Control Station arrangements are to be conducted in conjunction with the vessel in the presence of attending Surveyors at both the vessel and the Remote Operator Station or Remote Control Station.

See 7-9-38/1.1.2 of the ABS Rules for Survey After Construction (Part 7).

High Level Goals (Autonomous Vessel)

1 General

To support the design of a fully autonomous vessel, the following goals are possible baseline goals for a fully autonomous vessel:

- i)* Maintain Steering & Propulsion
- ii)* Safety of Vessel & Security
- iii)* Protection Against Flooding / Maintain Stability
- iv)* Safety of Navigation
- v)* Communicate Distress
- vi)* Mitigate Environmental Impacts
- vii)* Monitoring
- viii)* Maintain Communication with Shore Control Station

These goals can also be considered in the implementation of autonomous functions in accordance with Section 2.

2 Goals

2.1 Maintain Steering & Propulsion

The propulsion system and supporting auxiliaries are to be designed and constructed to provide

- Continuity of propulsion power,
- Continuity of electrical power, and
- Continuity of position/course.

2.2 Safety of Vessel and Security

To maintain safety of the vessel, the vessel is to:

- Maintain continuity of electrical power
- Manage fire risk
- Maintain the machinery management system
- Prevent unauthorized boarding (in-port or at sea)
- Prevent cyber security intrusions

- Detect and contain flooding (see A1/2.3 below)
- Mitigate risks from hazardous cargo

2.3 Protection Against Flooding/Maintain Stability

Flooding and ship stability is a key concern for overall vessel safety. To align with SOLAS requirements the following areas are to be addressed:

- Bilge system
- Operation of sea valves
- Ventilation openings
- Damage stability
- Watertight doors and automated closures

2.4 Safety of Navigation

The vessel is to navigate based on the principles in COLREG. This includes:

- Maintaining steering capability (refer to A1/2.1 above)
- Communicating with surrounding vessels in accordance with the requirements of the current regulatory regime
- Communicating distress to surrounding vessels
- Weather monitoring and routing
- Notice to Mariners and Navigation reference
- Law of the Seas compliance
- Port Interaction
 - Arrival and departure notification
 - Pilot interaction (entering port waters)
 - Docking
 - Cargo Handling
 - Flag/Coastal State Inspections – management of boarding by vetting, regulatory personnel

2.5 Communicate Distress

In the event of distress or emergency conditions, the vessel is to be capable of communicating distress signals to both:

- shore control station and
- surrounding vessels.

Examples of situations in which the vessel is to communicate distress are

- Loss of propulsion or restricted maneuvering
- Failure of protection against flooding (i.e., when it is taking in water)
- Fire
- Loss of navigation capability
- Loss of communication with shore control station

2.6 Mitigate Environmental Impacts

The vessel is to be MARPOL compliant and therefore requires adherence to all measures defined in MARPOL and respective Flag or Port State requirements.

2.7 Monitoring

Vessel Monitoring is to be provided for remote supervision and autonomous decision making support. The vessel is also to be provided with necessary perception and situational awareness. The following areas are to have integrated monitoring systems:

- Power and Propulsion
- Safety/Damage Control
- Stability and Ballast Control (Intact and Damaged)
- Structural Integrity and Health
- Navigation and position (Geolocation)
- Environmental Regulatory Reporting
- Normal Operations and Restorative Actions
- Cybersecurity
- Voyage data

2.8 Maintain Communication with Shore Control Station

For vessel supervision and safety management, it is critical for the vessel to maintain communication with the shore control station. Additionally, the vessel is to be capable of communication with the following:

- Other vessel traffic
- Pilot/Harbor Control
- Riding Crews/Transport Team

Cyber security concerns are to be addressed.

A plan and actions necessary upon loss of communication is to be developed. This will include:

- Safe state determination (based on operational mode)
- Raise distress signal

1 Marine

1.1 General

Hazards differ depending upon the type of vessel and the operating scenario. The hazards in operating an oil tanker are different from those of a passenger ship. The hazards in the open sea are different from those in a harbor approach.

Hazards of shipping can be classified as External or Internal.

- External hazards originate externally and, if not addressed, can compromise the safety of the ship or marine asset. Examples are tropical cyclones and wave action.
- Internal hazards are internal to the ship or marine asset and, if not addressed, can compromise the safety of the ship or marine asset. Examples are machinery failures and combustible cargo.

The following is a list of some of the major hazards related to shipping. The potential hazards described in this appendix, if not properly controlled, can lead to undesirable and hazardous events.

For marine vessels, all operating modes or combinations should be evaluated considering the applicable hazards listed below. Examples include operations such as cargo handling in port, bunkering operations, approaching port, departing port, transit at sea, passing storms, gas cargo processing and handling, maintenance, data communication, and remote operation.

1.2 External Hazards –Transit

- i)* Water and associated hazardous states
 - Extreme waves
 - Wind
- ii)* Severe weather
 - Hurricanes
 - Storms
 - Squalls
 - Tropical cyclones
 - Waterspouts
 - Lightning
 - High ambient temperature

- Icing conditions / ice operations
- Fog
- Snow
- iii)* Hazards to navigation
 - Ship's routing procedures related to heavy weather
 - Obstructions such as floating containers
 - Geographic hazards such as icebergs, coral reefs, sandbars, etc.
 - Vessel traffic or congestion
 - Grounding / stranding
 - Collision
- iv)* Terrorism or Military Action
 - Cyber threats
 - Piracy
 - Military conflict
- v)* Dangerous / anomalous action from other vessels
- vi)* Hazards related to humans
 - Pilot error
 - Man overboard
 - Unlawful acts threatening the safety of the ship and security of passengers / crew
 - Personnel accidents / injuries
 - Sailing short or loss of key personnel
 - Abandon ship

1.3 External Hazards – Port Operations

- i)* Natural hazards
 - Tides and currents
 - Wind
 - Earthquakes
- ii)* Mooring hazards
- iii)* Hazards associated with cargo operations
 - Vessel collision with seawalls, piers, or wharves
 - Dropped objects
 - Electrical equipment hazards
 - Lifting operations hazards
 - Moving vehicles and equipment hazards
 - Other structural damage (e.g., cryogenic fracturing due to spill of LNG)
 - Liquid cargo overflows
- iv)* Hazardous materials

- Flammable and explosive materials
 - Oxidizing materials
 - Toxic materials
 - Corrosive materials
 - Water-reactive materials
 - Radioactive materials
 - Environmental pollution due to release of hazardous substances (e.g., fuels, oils, hazardous cargo, ballast water, air toxins)
- v) Simultaneous Operations

1.4 Internal hazards

- i) Design limitations in structural capability
- ii) Design limitations in static load distributions and stability
- iii) Structural/flooding/heavy weather damage
- iv) Equipment hazards
- Propulsion failure
 - Steering gear failure
 - Electrical power failure
 - Automation or Dynamic Positioning failures
 - Navigational equipment failure
 - Sensor failures
 - Loss of system control
 - Software failure
 - Battery failures
- v) Cargo hazards
- Cargo-related accidents/shifting of cargo
 - Dangerous cargoes
- vi) Fuel Hazards
- vii) Fire Risk
- viii) Loss of Communications
- ix) Ergonomic Hazards
- Inadequate personnel protective equipment
 - Improper use of equipment
 - Manual materials handling
 - Slipping and tripping hazards
 - Falls
 - Excessive strain/posture
 - Exposure to weather
 - Fatigue

- Noise
- Lighting
- Vibration
- Extreme ambient temperatures

2 Offshore

2.1 General

Offshore oil and gas production systems present a unique combination of equipment and conditions.

The hazards associated with offshore production facilities can be categorized in different ways but are often grouped by operation. This grouping mirrors the way the supporting engineers, operators, and support personnel are grouped within the organization, since these organizational entities are responsible for identifying and understanding potential hazards and addressing them during the design, construction, and operation of the facilities.

The potential hazards described in this Section, if not properly controlled, can lead to undesirable and hazardous events.

Some of the major potential hazards associated with offshore operations are listed below. This list of hazards is not all-inclusive, but is provided to offer an understanding of the types of hazards encountered offshore. Lists such as this or more specific and detailed lists can be used in hazard identification exercises.

2.2 Production Operations – Topside Production Facilities and Pipelines

i) Equipment-related hazards

- Rotating equipment hazards: Stuck by/caught between rotating equipment (e.g., pumps, compressors, catheads, conveyors, belt wheels)
- Electrical equipment hazards
- Lifting equipment hazards
- Defective equipment
- Impact by foreign objects

ii) Process-related Hazards

- Pressure: hydrocarbons under pressure, non-hydrocarbon liquids (e.g., water) under pressure, non-hydrocarbon gas (e.g., air) under pressure, decompression
- Temperature (High or very low): hot surfaces (e.g., engine and turbine exhaust systems), hot fluids (e.g., cooling oils, power boilers, hot-oil heating systems), cold surfaces (e.g., LNG storage vessels, cold ambient climate, propane refrigeration systems), cold fluids (e.g., LNG).
- Hydrocarbons (e.g., oil, LPG, LNG, condensate, lube oil, hydraulic oil, diesel fuel) and other flammable materials (e.g., cellulosic materials, pyrophoric materials)
- Toxic substances: toxic gas (e.g., H₂S, chlorine, SO₂, benzene), toxic fluid (e.g., mercury, biocide, methanol, brines), toxic solid (e.g., asbestos, man-made mineral fiber, sulfur dust, oil-based sludges)
- Storage of flammable or hazardous materials
- Internal erosion/corrosion
- Seal or containment failures
- Production upsets or deviations
- Vent and flare conditions

- Ignition sources: Electrical (e.g., sparks and arcs from electrical circuits, motors, switches), Static electrical sparks, naked flame (e.g., flaring, boilers), hot surfaces, mechanical sparks (e.g., dropped object, friction), combustion air intakes for combustion machines, HVAC inlets and outlets, hot exhaust outlets (e.g., turbine exhausts), auto-ignition, high energy radiation, ignition of high-pressure release caused by electrostatic discharges occurring in, or as a result of the release
 - Process control failures
 - Operator error
 - Safety system failures
 - Asphyxiates: Insufficient oxygen atmospheres, Excessive carbon dioxide (CO₂), Drowning, Excessive nitrogen (N₂)
- iii)* Well-related Hazards
- Pressure containment
 - Unexpected fluid characteristics (e.g., sand, gas, H₂S)
 - Well-servicing activities
 - Proximity of wells to other wells and facilities
- iv)* Environmental Hazards
- Corrosive atmosphere
 - Sea conditions
 - Severe weather (e.g., storms, hurricanes)
 - Earthquakes or other natural disaster
- v)* Ergonomic Hazards
- Inadequate personnel protective equipment
 - Improper use of equipment
 - Manual materials handling
 - Slipping and tripping hazards
 - Falls
 - Excessive strain/posture
 - Exposure to weather
 - Fatigue
 - Noise
 - Lighting
 - Vibration
 - Extreme ambient temperatures
- vi)* Mooring and swivel failures

2.3 Drilling Operations

i) Rig Operations

- Well control: Improper well design (e.g., cement, plugs, casings), failure to detect well kick, functional failure of the primary barriers, functional failure of the secondary barrier, other technical equipment failure in safety-critical equipment

- Well formation fluid: Corrosive or erosive components, toxic components, flammable or explosive components, sour components, formation of emulsion, wax, hydrate deposits, etc.
- Drilling fluid: Chemical reactions, toxic components, explosions, burns
- Lifting operations: Failure of lifting equipment, dropped objects, crane tipping over, crane/loads hitting facilities
- Geological drilling hazards: abnormal pressure, mud losses, wellbore stability
- Structural damage/failure: ship collision, loads associated with earth movements (e.g., earthquakes, reservoir compaction, tectonic motion with faults), fatigue/corrosion, loss/failure at mooring, loss of stability/buoyancy, dropped objects
- Other equipment-related hazards: rotating equipment hazards, electrical equipment hazards

ii) Materials Handling

- Rig transfers
- Crane operations
- Storage of drilling equipment and supplies
- Chemical/flammable storage
- Radioactive sources
- Explosives

2.4 Construction and Maintenance Operations

i) Marine Transport

- Vessel traffic and mooring
- Sea conditions
- Vessel failures
- Diving operations

ii) Materials and Equipment Handling

- Crane and lifting operations
- Elevated objects
- Storage of equipment and supplies
- Chemical/flammable storage
- Static electricity
- Radioactive sources
- Respiratory hazards (e.g., exhaust, chemicals, confined spaces)
- Active or stored energy sources (electrical and mechanical)

iii) Simultaneous Activities:

- Release of flammable hydrocarbons
- Hot work (e.g., welding, grinding, cutting)
- Proximity of other operations

2.5 Air and Marine Transport

i) Vessel approach and docking or mooring procedures

ii) Sea and atmosphere conditions

- iii)* Severe weather
- iv)* Vessel failures
- v)* Personnel transfer
- vi)* Helicopter mishaps

2.6 Ergonomic Hazards

- i)* Inadequate personnel protective equipment
- ii)* Improper use of equipment
- iii)* Manual materials handling
- iv)* Falls
- v)* Excessive strain/posture
- vi)* Exposure to weather
- vii)* Fatigue
- viii)* Noise
- ix)* Inadequate lighting
- x)* Excessive vibration
- xi)* High humidity
- xii)* Extreme ambient temperatures
- xiii)* Improper work planning